BRM系列常规型中间继电器

可插拔继电器/ Interface Relay-pluggable

■ 产品特性/ Features

全触点镀金确保可靠	Gold-plated all contacts ensure reliability
大容量主触点	-High-capacity contacts
2C/O触点7A 4C/O触点5A	-2C/O contact 7A 4C/O contact 5A
线圈规格齐全满足工业应用场合	-A full range of coil specifications to meet industrial applications
DC:6V, 12V, 24V, 48V, 110V等	-DC: 6V, 12V, 24V, 48V, 110V, etc.
AC:24V, 110V, 230V等	-AC: 24V, 110V, 230V, etc.
机械指示窗,功能测试杆(可选)	-Mechanical indicator window, function test lever (optional)
LED指示灯红/绿区分 清晰可见	-The red and green LED indicator lights are clearly distinguishable.



应用范围: Application scope:

适用于工业领域类机械设备及过程控制各系统中信号扩展、放大、隔离和转换。
It is suitable for signal expansion, amplification, isolation, and conversion in various systems of industrial machinery and process control.

技术参数/ Technical Data

接触电阻	Contact resistance	100mΩ 以下(DC6V 1A)	100mΩ 以下(DC6V 1A)
动作电压	Operating voltage	80% 以下 (常温环境)	Below 80% (at normal temperature)
释放电压	Release voltage	10% 以上 (常温环境)	Above 10% (at room temperature)
动作时间	action time	25ms 以下	Less than 25ms
释放时间	release time	25ms 以下(无二极管)	Less than 25ms (without diode)
介质耐压	Medium pressure resistance	触点间 1000VAC (1min) 线圈与触点间 1500VAC (1min)	1000VAC between contacts (1 min) 5000VAC (1 min) between coil and contacts
耐浪涌电压	Surge voltage withstand	8000VAC (1.2/50μs)	8000VAC (1.2/50μs)
绝缘电阻	Insulation resistance	1000MΩ (500VDC)	1000MΩ (500VDC)
耐振动性 Vibration resistance		误动作 10-55HZ (双振幅1.0mm) 耐久 10-55HZ (双振幅1.0mm)	Malfunction 10-55Hz (dual amplitude 1.5mm) Durability 10-55Hz (1.5mm dual amplitude)
耐冲击性 Impact resistance		误动作 98m/s² 耐久 980m/s²	Malfunction 98m/s2 Durability 980m/s 2
电气耐久性	Electrical durability	100,000 次	100,000 times
机械耐久性	Mechanical durability	10,000,000 次	10,000,000 times
使用环境温度	Use ambient temperature	-40~85 °C (工作); -40~85°C (储存)	-40~80°C (operating); -40~85°C (storage)
使用环境湿度	Use ambient humidity	5-85% RH	5-80% RH

触点特性/Contact characteristics

触点构成	Contact composition	转换型 (2 form C)	2 form C	转换型 (4 form C)	4 form C
接点材质	Contact material	银合金	Ag alloy	银合金	Ag alloy
触点负载	Contact load	7A 250VAC/(2C转换型)	7A 250VAC/(1C)	5A 250VAC/(2C转换型)	5A 250VAC/(2C)
最大切换电流	Maximum switching current	7A	7A	5A	5A
最大切换功率	Maximum switching power	1750VA/350W	1750VA/350W	1250VA/350W	1250VA/350W
最小适用负载	Minimum applicable load	DC5V, 5mA	DC5V, 5mA	DC5V, 5mA	DC5V, 5mA

线圈特性 /Coil characteristics

(V/DC) 额定电压 (V/DC)	线圈电阻 (Ω)	动作电压 (V)	释放电压 (V)	最大容许电压 (V)	功耗 (W)	(V/AC) 额定电压 (V/AC)	线圈电阻 (Ω)	动作电压 (V)	释放电压 (V)	最大容许电压 (V)	功耗 (VA)
12DC	180	额定电压	额定电压	额定电压		12AC	45	额定电压	额定电压	额定电压	
24DC	650	≤75%	≤10%	110%	0.9~1.1	24AC	180	≤80%	≤30%	110%	1.1~1.8
48DC	2600					110/120AC	4500				
110DC	13000					230AC	17000				
						240AC	18790				

注:1、线圈电阻值指的是线圈温度为+23°C时的值。公差为AC线圈电阻±15%,
DC线圈电阻:额定电压<DC100V为±10%,额定电压≥DC110V为±15%。
2、最大容许电压是指继电器线圈在短时间内能够承受的最大电压值。

继电器型号命名/ Relay Select Code

■ 需要根据使用情况选择
You need to choose based on the usage.

■ 产品型号代码
Product model code

BRM	2	D	024	L	T
系列代码 **Series code**	**触点数量** **Number of contacts** 2 :2C/O 4 :4C/O	**控制类型** **Control type** D:直流/VDC A:交流/VAC	**控制电压** **control voltage** 012: 12VDC 024: 24VDC 230: 230VAV	**功能定义** **Function definition** L:指示灯/LED	**特殊要求** **special request** T:测试按钮/test button

性能曲线图/ Performance curve

寿命 2 Form C

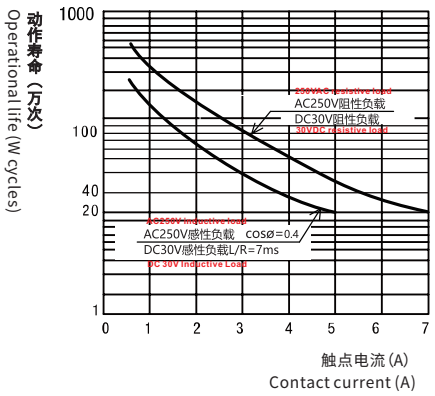

寿命 4 Form C

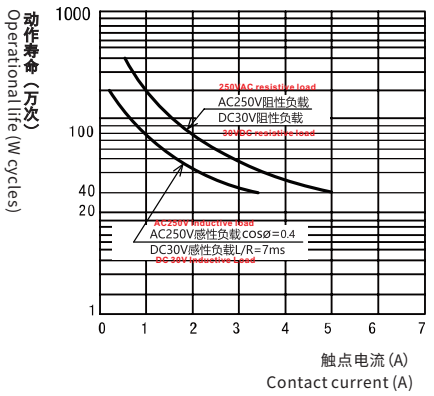

开关容量 2 Form C

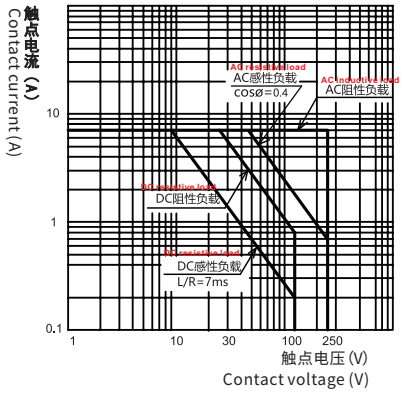

开关容量 4 Form C

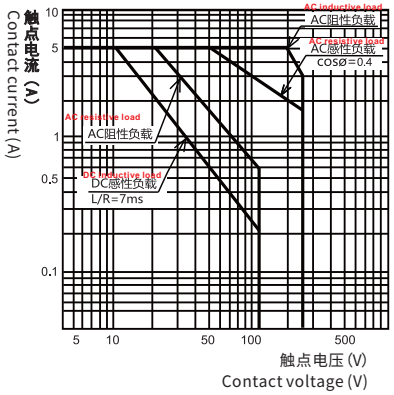

外形尺寸图/ Dimensions

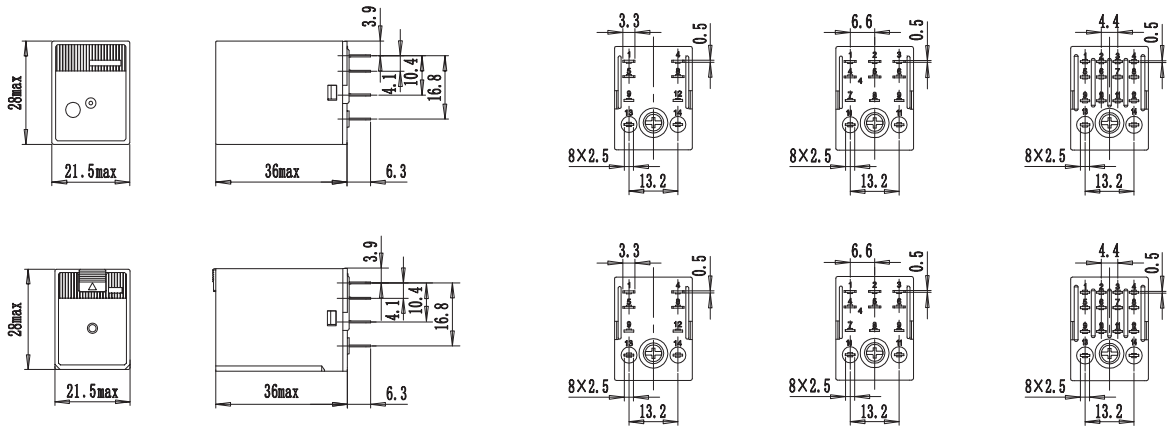

2 Form C

2/3/4 Form C

BRM系列常规型中间继电器

外形尺寸图/ Dimensions

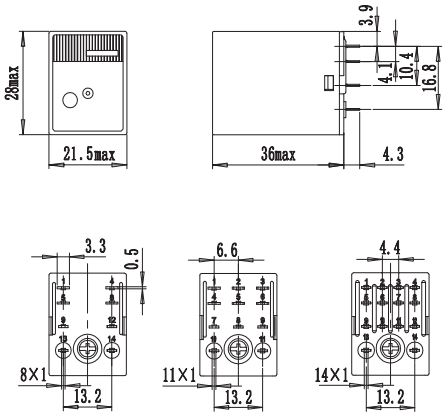

安装孔尺寸图(单位:mm)

Mounting hole dimensions (unit: mm)

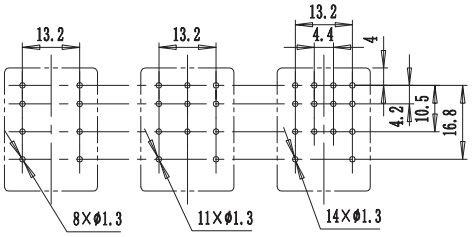

注:1、未注尺寸公差:<1mm为+0.2mm,<1~5mm为+0.3mm,>5mm为0.4mm。
2、安装孔尺寸未注公差:+0.1mm。

Note:
1. Unspecified dimensional tolerances: <1mm: +0.2mm, <1~5mm: +0.3mm, >5mm: 0.4mm.
2. Unspecified mounting hole dimensional tolerance: +0.1mm.

接线图/ Wiring Diagram

转换型 （ 2form C）

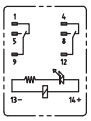

标准型
With LED (DC)

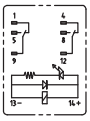

二极管内置(DC)
Built-in diode (DC)

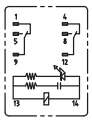

RC回路内置(AC)
Built-in RC circuit (AC)

转换型 （ 3form C）

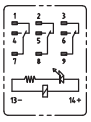

标准型
With LED (DC)

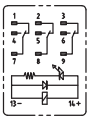

二极管内置(DC)
Built-in diode (DC)

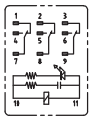

RC回路内置(AC)
Built-in RC circuit (AC)

转换型 （ 4form C）

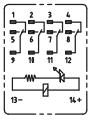

标准型
With LED (DC)

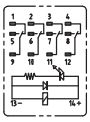

二极管内置(DC)
Built-in diode (DC)

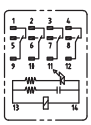

RC回路内置(AC)
Built-in RC circuit (AC)

注:1、DC规格产品请注意线圈极性、在确认线圈极性后正确接线。
2、未注尺寸公差:<1mm为+0.2mm,<1~5mm为+0.3mm,>5mm为0.4mm。
3、安装孔尺寸未注公差:+0.1mm。

Note:
1. For DC specification products, please pay attention to the coil polarity and connect the wires correctly after confirming the coil polarity.
2. Unspecified dimensional tolerances: <1mm is +0.2mm, <1~5mm is +0.3mm, >5mm is 0.4mm.
3. Unspecified mounting hole size tolerance: +0.1mm.

继电器插座/ Relay socket



SRY-2-E/SRY-4-E
继电器插座



SRY-2-S/SRY-4-S
继电器插座

SRY-*-E Relay socket

额定负载 Specified load	电 流 Current	10A	7A
	电 压 Voltage	300V	300V
介质耐压 Medium pressure	2000V/S 线圈/触点		
剥露导线长度 Wire strip Length	—		
适用导线截面积 Wire cross section	20-14/0.5-2.5AWGmm^2		
螺钉扭矩 Screw torque	1.0Nm		
环境温度 Ambient temperature range	-40℃~+85℃		

SRY-*-S Relay socket

额定负载 Specified load	电 流 Current	12A	10A
	电 压 Voltage	300V	300V
介质耐压 Medium pressure	4000V/S 线圈/触点 2500V/S 触点间		
剥露导线长度 Wire strip Length	—		
适用导线截面积 Wire cross section	20-14/0.5-2.5AWGmm^2		
螺钉扭矩 Screw torque	1.0Nm		
环境温度 Ambient temperature range	-25℃~+85℃		

外形尺寸图 Dimensions

外形尺寸图 Dimensions

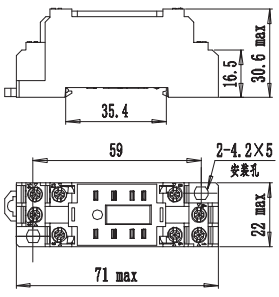

(SRY2E)

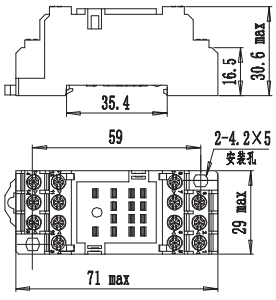

(SRY4E)

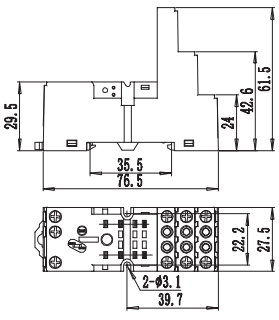

(SRY2S

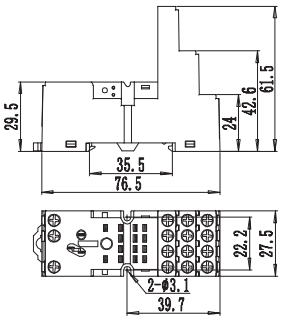

(SRY4S)

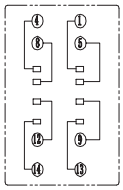

(SRY2E)

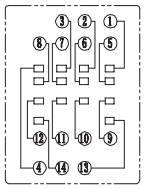

(SRY4E)

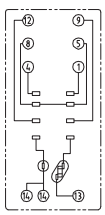

(SRY2S)

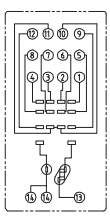

(SRY4S)

接线图 Wiring Diagram

接线图 Wiring Diagram

继电器插座/ Relay socket







SRY-2-P/SRY-4-P
直插式继电器插座

SRY-2-W/SRY-4-W
PCB焊接插座

SRY-*-P Relay socket

额定负载 Specified load	电 流 Current	12A	8A	
	电 压 Voltage	300V	300V	
介质耐压 Medium pressure	4000V/S 线圈/触点 2500V/S 触点间			
剥露导线长度 Wire strip Length	8mm			
适用导线截面积 Wire cross section	最小线径 Wire size/mm²	0.5mm²	AWG	21
	最大线径 Wire size/mm²	2x1.5/1x2.5		2x16/1x14
环境温度 Ambient temperature range	-40℃~+85℃			

SRY-*-W Relay socket

额定负载 Specified load	电 流 Current	10A	10A
	电 压 Voltage	300VAC	300VAC
介质耐压 Medium pressure	2000V/S 触点间 Between comtacts		
重量 Weight	6g		7.3g
环境温度 Ambient temperature range	-40℃~+65℃		

外形尺寸图 Dimensions

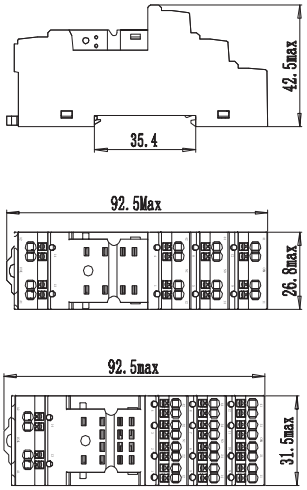

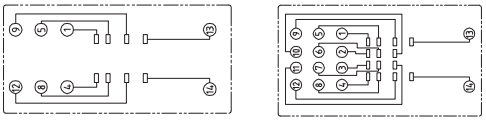

(SRY2P) (SRY4P)

接线图 Wiring Diagram

外形尺寸图 Dimensions

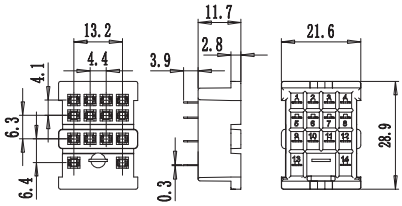

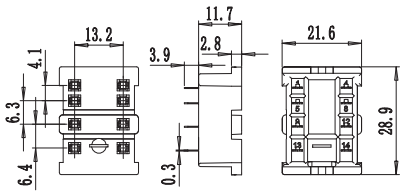

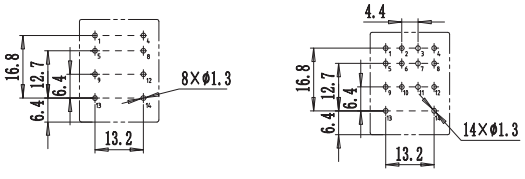

(SRY2W) (SRY4W)

接线图 Wiring Diagram

BRJ系列中间继电器

可插拔继电器/ Interface Relay-pluggable

■ 产品特性/ Features

大容量主触点
-High-capacity contacts
1C/O触点12A　2C/O触点8A
-1C/O contact 12A 2C/O contact 8A
线圈规格满足95%以上工业应用场合
-Coil specifications meet the requirements of over 95% of industrial applications.
DC:6V, 12V, 24V, 48V, 110V 等
-DC: 6V, 12V, 24V, 48V, 110V, etc.
AC:24V, 110V, 230V 等
-AC: 24V, 110V, 230V, etc.
机械指示窗，功能测试杆(可选)
-Mechanical indicator window, function test lever (optional)
LED指示动作清晰可见
-LED indicators clearly show the action.



技术参数/ Technical Data

接触电阻	Contact resistance	100mΩ 以下（DC6V 1A）	100mΩ 以下（DC6V 1A）
动作电压	Operating voltage	75% 以下（常温环境）	Below 75% (at normal temperature)
释放电压	Release voltage	5% 以上（常温环境）	Above 5% (at room temperature)
动作时间	action time	15ms 以下	Less than 15ms
释放时间	release time	10ms 以下（无二极管）/20ms（含二极管）	Less than 10ms (without diode) / 20ms (with diode)
介质耐压	Medium pressure resistance	触点间 1000VAC（1min） 异极触点间 3000VAC（1min） 线圈与触点间 5000VAC（1min）	1000VAC between contacts (1 min) 3000VAC (1 min) between opposite polarity contacts 5000VAC (1 min) between coil and contacts
耐浪涌电压	Surge voltage withstand	8000VAC (1.2/50μs)	8000VAC (1.2/50μs)
绝缘电阻	Insulation resistance	1000MΩ (500VDC)	1000MΩ (500VDC)
耐振动性 Vibration resistance		误动作 10-55HZ（双振幅1.5mm） 耐 久 10-55HZ（双振幅1.5mm）	Malfunction 10-55Hz (dual amplitude 1.5mm) Durability 10-55Hz (1.5mm dual amplitude)
耐冲击性 Impact resistance		误动作 98m/s^2 耐 久 980m/s^2	Malfunction 98m/s2 Durability 980m/s 2
电气耐久性	Electrical durability	100,000 次	100,000 times
机械耐久性	Mechanical durability	10,000,000 次	10,000,000 times
使用环境温度	Use ambient temperature	-40~70 °C（工作）; -40~85°C（储存）	-40~70°C (operating); -40~85°C (storage)
使用环境湿度	Use ambient humidity	20-80% RH	20-80% RH

触点特性/Contact characteristics

触点构成	Contact composition	转换型（1 form C）	1 form C	转换型（2 form C）	2 form C
接点材质	Contact material	银合金	Ag alloy	银合金	Ag alloy
触点负载	Contact load	12A 250VAC/(1C转换型)	12A 250VAC/(1C)	8A 250VAC/(2C转换型)	8A 250VAC/(2C)
最大切换电流	Maximum switching current	12A	12A	8A	8A
最大切换功率	Maximum switching power	3000VA/360W	3000VA/360W	2000VA/240W	2000VA/240W
最小适用负载	Minimum applicable load	DC5V, 100mA	DC5V, 100mA	DC5V, 100mA	DC5V, 100mA

线圈特性 /Coil characteristics

（V/DC）				（V/AC）			
额定电压（V/DC）	额定电流（mA）	线圈阻抗（Ω）	功率（mW）	额定电压（V/AC）	额定电流（mA）	线圈阻抗（Ω）	功率（VA）
12DC	44.4	270±10%	530	12AC	93.0	66.2±10%	1.2~1.4
24DC	22	1090±10%	530	24AC	46.5	265±10%	1.2~1.4
48DC	11	4350±10%	530	48AC	25	1060±10%	1.2~1.4
110DC	4.8	22830±10%	530	110/110AC	11.0/13.0	4600±10%	1.2~1.4
				220/240AC	5.0/5.9	22260±15%	1.2~1.4

继电器型号命名/ Relay Select Code

■ 需要根据使用情况选择
You need to choose based on the usage.
■ 产品型号代码
Product model code

BRJ-G	1	D	024	L	T
系列代码 Series code	触点数量 Number of contacts 1 :1C/O 2 :2C/O	控制类型 Control type D:直流/VDC A:交流/VAC	控制电压 control voltage 012: 12VDC 024: 24VDC 230: 230VAV	功能定义 Function definition L:指示灯/LED	特殊要求 special request T:测试按钮/test button

性能曲线图/ Performance curve

寿命 1 Form C

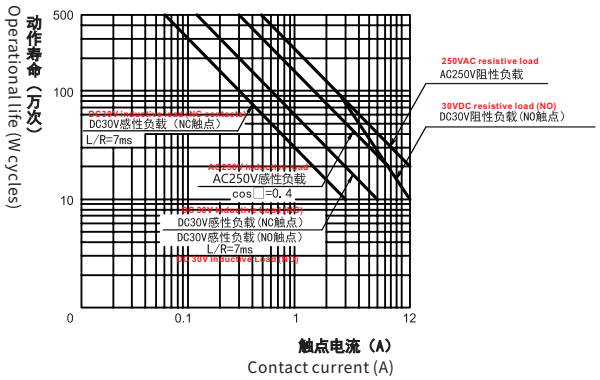

寿命 2 Form C

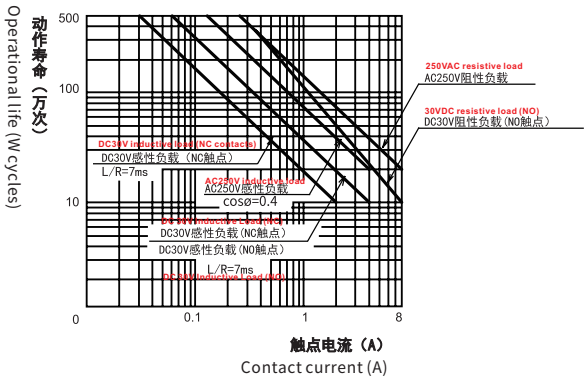

开关容量 1 Form C

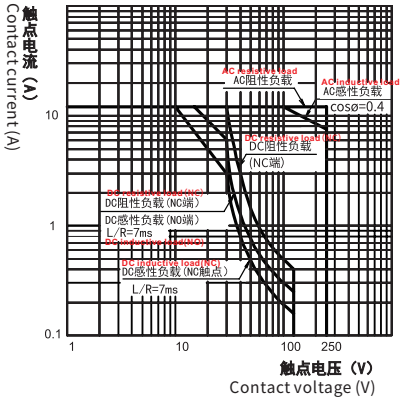

开关容量 2 Form C



外形尺寸图/ Dimensions

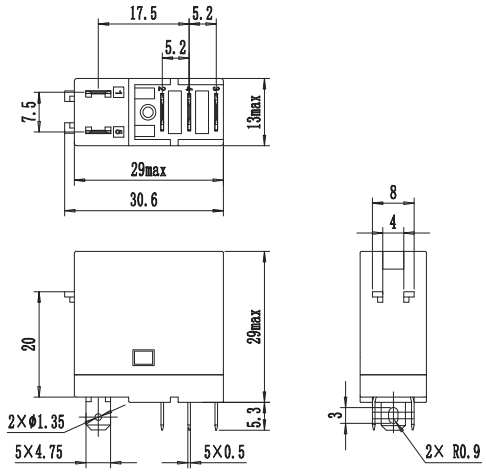

标准型 1 Form C

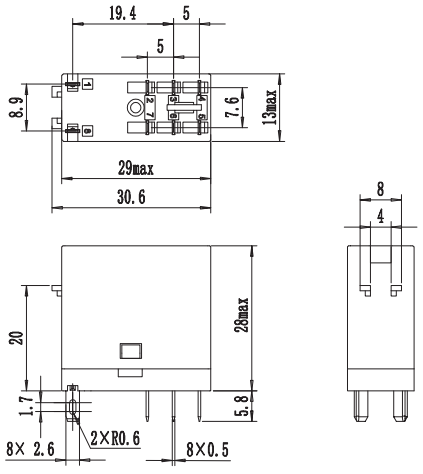

标准型 2 Form C

BRJ系列中间继电器

外形尺寸图/ Dimensions

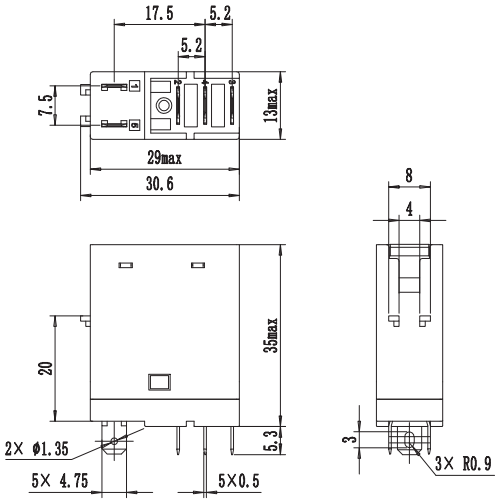

Test button type/ 测试按钮型 1 Form C

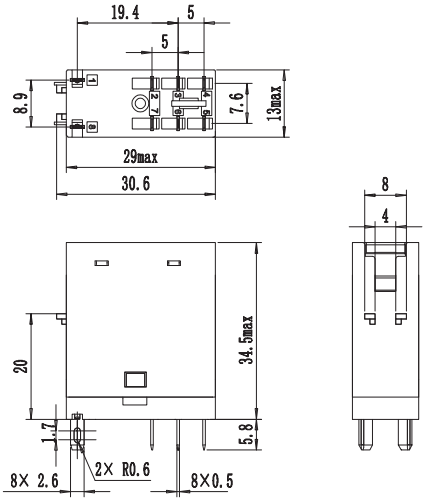

Test button type/测试按钮型 2 Form C

接线图/ Wiring Diagram

转换型 （ 1form C）

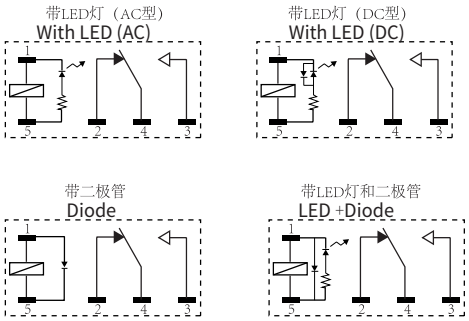

转换型 （ 2form C）

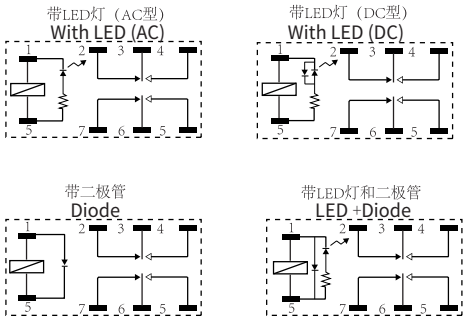

注:1、DC规格产品请注意线圈极性、在确认线圈极性后正确接线。
2、未注尺寸公差:<1mm为+0.2mm,<1_5mm为+0.3mm,>5mm为0.4mm。

Note:
1. For DC specification products, please pay attention to the coil polarity and connect the wires correctly after confirming the coil polarity.
2. Unspecified dimensional tolerances: <1mm is +0.2mm, <1-5mm is +0.3mm, >5mm is 0.4mm.

BRJ系列中间继电器

可插拔继电器/ Interface Relay-pluggable

产品特性/ Features

大容量主触点,全系镀金材质
Large-capacity main contacts, gold-plated for full series.
1C/O触点12A　2C/O触点8A
-1C/O contact 12A 2C/O contact 8A
线圈规格满足各种工业应用场合
-Coil specifications suit a wide range of industrial applications.
机械指示窗，功能测试杆(可选)
-Mechanical indicator window, function test lever (optional)
LED指示动前置作清晰可见
-Clear LED status indication for operation.



技术参数/ Technical Data

接触电阻	Contact resistance	≤50mΩ	≤50mΩ
动作电压	Operating voltage	DC:≤75%,AC:≤80%(额定电压)	DC: ≤75% rated voltage, AC: ≤80% rated voltage
释放电压	Release voltage	DC:≤10%,AC:≤30%(额定电压)	DC: ≤10% of rated voltage, AC: ≤30% of rated voltage
动作时间	action time	≤20ms 以下	Less than 15ms
释放时间	release time	≤10ms 以下(无二极管) /20ms (含二极管)	Less than 10ms (without diode) / 20ms (with diode)
介质耐压	Medium pressure resistance	触点间 1000VAC（漏电流1min） 异极触点间 3000VAC（ 漏电流1min） 线圈与触点间 5000VAC（ 漏电流1min）	1000VAC between contacts (1 min) 3000VAC between opposite-pole contacts (leakage current withstand for 1 min) 5000VAC between coil and contacts (withstand leakage current for 1 min)
绝缘电阻	Insulation resistance	≤1000MΩ (500VDC)	≤1000MΩ (500VDC)
耐振动性	Vibration resistance	误动作 10-55HZ（双振幅1.0mm)	Malfunction 10-55Hz (dual amplitude 1.0mm)
耐冲击性		10G(正弦半波脉冲:11ms)	10G (half-sine pulse: 11ms)
电气耐久性	Electrical durability	≥100,000 次	≥100,000 times
机械耐久性	Mechanical durability	≥10,000,000 次	≥10,000,000 times
使用环境温度	Use ambient temperature	-40~55 ℃(工作)；-40~85℃（储存）	-40~55℃ (operating); -40~85℃ (storage)
使用环境湿度	Use ambient humidity	5-85% RH	5-85% RH

触点特性/Contact characteristics

触点构成	Contact composition	转换型（1 form C)	1 form C	转换型（2 form C)	2 form C
接点材质	Contact material	银合金+镀金	Ag alloy+gold plated	银合金+镀金	Ag alloy+gold plated
触点负载	阻性 Impedance	12A (1 C/0)	12A (1 C/0)	8A (2 C/0)	8A (2 C/0)
Contact load	马达 The motor	1/3HP,240VAC(1C/0)	1/3HP,240VAC(1C/0)	1/6HP,240VAC(1C/0)	1/6HP,240VAC(1C/0)
最大切换电流	Maximum switching current	12A	12A	8A	8A
最大切换功率	Maximum switching power	3000VA/360W	3000VA/360W	2000VA/240W	2000VA/240W
最小适用负载	Minimum applicable load	DC5V，1mA	DC5V，1mA	DC5V，1mA	DC5V，1mA

线圈特性 /Coil characteristics

(V/DC)			(V/AC)		
额定电压 (V/DC)	额定电流 (mA)	线圈阻抗 (Ω)	额定电压 (V/AC)	额定电流 (mA)	线圈阻抗 (Ω)
12DC	44.4	270±10%	12AC	93.0	63±10%
24DC	22	1100±10%	24AC	46.5	240±10%
48DC	11	4300±10%	48AC	25	1085±10%
110DC	4.8	22800±10%	110/110AC	11.0/13.0	6300±10%
			220/240AC	5.0/5.9	23000±15%

继电器型号命名/ Relay Select Code

■ 需要根据使用情况选择
You need to choose based on the usage.
■ 产品型号代码
Product model code

BRJ-C	1	D	024	L	T
系列代码 Series code	触点数量 Number of contacts 1 :1C/O 2 :2C/O	控制类型 Control type D:直流/VDC A:交流/VAC	控制电压 control voltage 012: 12VDC 024: 24VDC 230: 230VAV	功能定义 Function definition L:指示灯/LED	特殊要求 special request T:测试按钮/test button

性能曲线图/ Performance curve

寿命 1 Form C

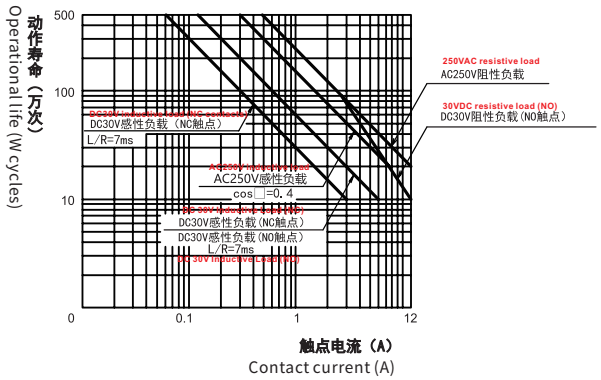

寿命 2 Form C

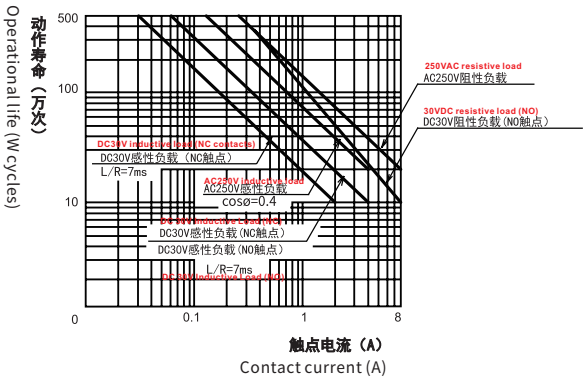

开关容量 1 Form C

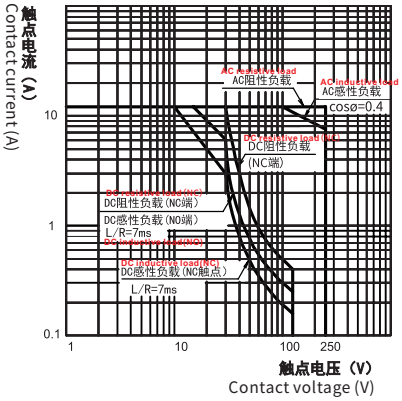

开关容量 2 Form C



外形尺寸图/ Dimensions

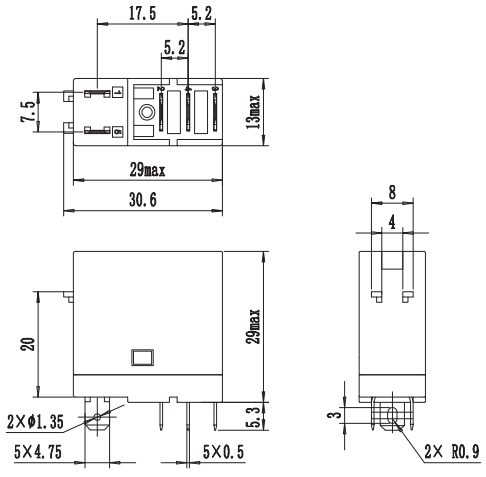

标准型 1 Form C

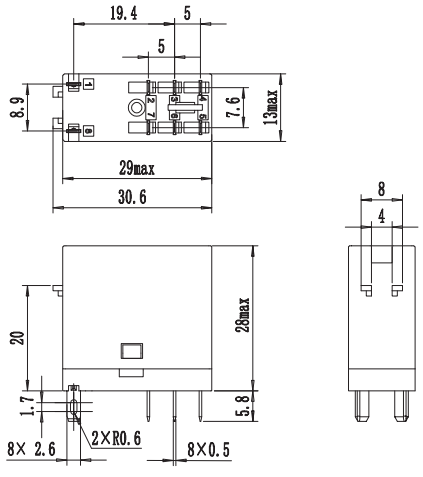

标准型 2 Form C

BRJ系列中间继电器

外形尺寸图/ Dimensions

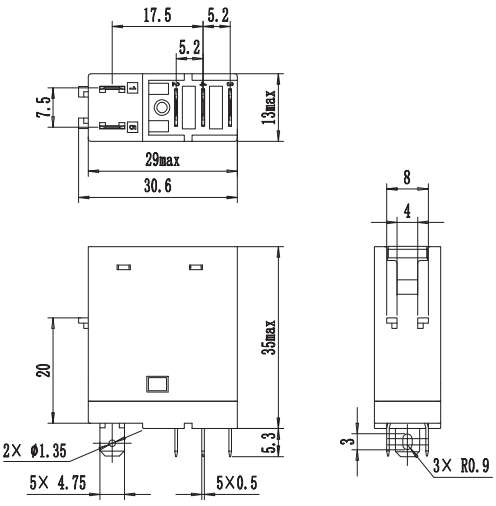

Test button type/ 测试按钮型 1 Form C

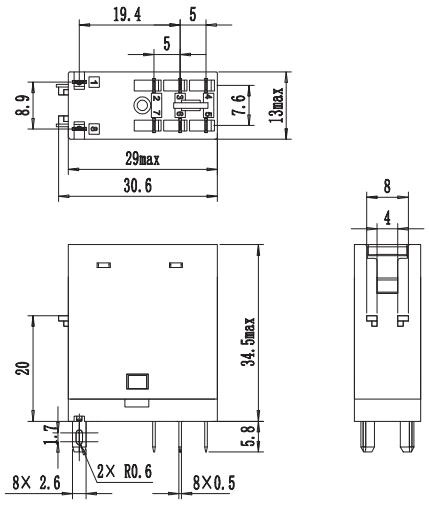

Test button type/测试按钮型 2 Form C

接线图/ Wiring Diagram

转换型 （ 1form C）

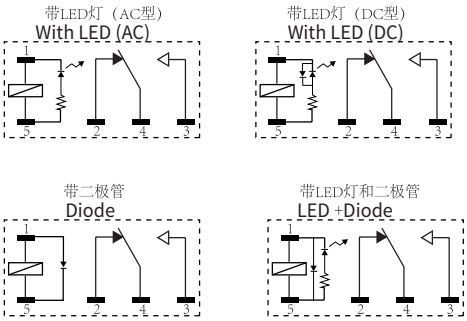

转换型 （ 2form C）

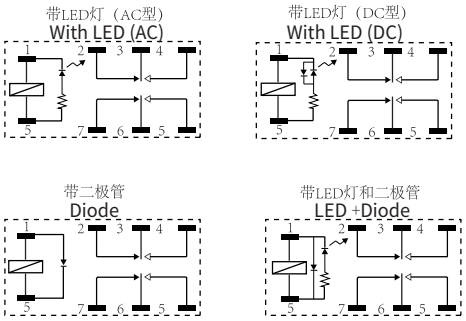

注:1、DC规格产品请注意线圈极性、在确认线圈极性后正确接线。
2、未注尺寸公差:<1mm为+0.2mm,<1_5mm为+0.3mm,>5mm为0.4mm。

Note:
1. For DC specification products, please pay attention to the coil polarity and connect the wires correctly after confirming the coil polarity.
2. Unspecified dimensional tolerances: <1mm is +0.2mm, <1-5mm is +0.3mm, >5mm is 0.4mm.

继电器插座/ Relay socket



SRJ-1-E/SRJ-2-E
继电器插座



SRJ-1-S/SRJ-2-S
继电器插座

SRJ-*-E Relay socket

额定负载 Specified load	电 流 Current	16A	10A
	电 压 Voltage	300V	300V
介质耐压 Medium pressure	4000V/S 线圈/触点		
剥露导线长度 Wire strip Length	7mm		
适用导线截面积 Wire cross section	20-14/0.5-2.5AWGMM^2		
螺钉扭矩 Screw torque	1.0Nm		
环境温度 Ambient temperature range	-25℃~+85℃		

SRJ-2-S Relay socket

额定负载 Specified load	电 流 Current	12A	10A
	电 压 Voltage	300V	300V
介质耐压 Medium pressure	4000V/S 线圈/触点		
剥露导线长度 Wire strip Length	7mm		
适用导线截面积 Wire cross section	20-14/0.5-2.5AWGMM^2		
螺钉扭矩 Screw torque	1.0Nm		
环境温度 Ambient temperature range	-25℃~+85℃		

外形尺寸图 Dimensions

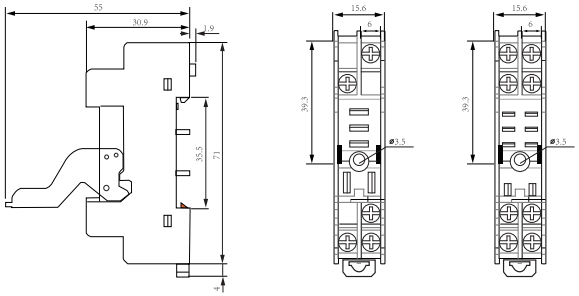

外形尺寸图 Dimensions

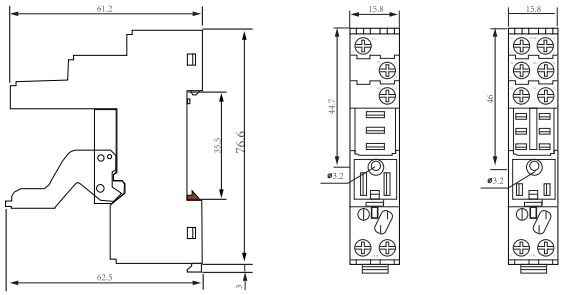



(SRJ1E) (SRJ2E)



(SRJ1S) (SRJ2S)

接线图 Wiring Diagram

接线图 Wiring Diagram

继电器插座/ Relay socket



SRJ-1-N/SRJ-2-N
继电器插座



SRJ-1-T/SRJ-2-T
紧凑型直插式插座

SRJ-*-N Relay socket

额定负载 Specified load	电 流 Current	16A	10A
	电 压 Voltage	300V	300V
介质耐压 Medium pressure	4000V/S 线圈/触点 Coil/contact		
剥露导线长度 Wire strip Length	7mm		
适用导线截面积 Wire cross section	20-14/0.5-2.5AWGMM^2		
螺钉扭矩 Screw torque	1.0Nm		
环境温度 Ambient temperature range	-25℃~+85℃		

SRJ-*-T Relay socket

额定负载 Specified load	电 流 Current	12A	10A
	电 压 Voltage	300VAC	300VAC
介质耐压 Medium pressure	4000V/S 线圈/触点 Coil/contact		
剥露导线长度 Wire strip Length	单股导线 Solid wire	10...11mm/0.41in.	
	细多股导线 Fine Stranded Wire	10...12mm/0.43in.	
所接导线范围 Wire Size Range	0.25mm2...2.5mm2 /22...14AWG		
使用螺丝刀刀口尺寸 Screwdriver Tip Sizes	2.5x0.4mm		
环境温度 Ambient temperature range	-40℃~+70℃	阻燃等级 Flame Retardancy Rating	UL94-V1

外形尺寸图 Dimensions

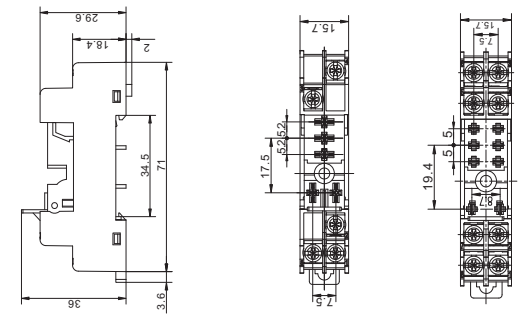

(SRJ1N) (SRJ2N)

接线图 Wiring Diagram

外形尺寸图 Dimensions

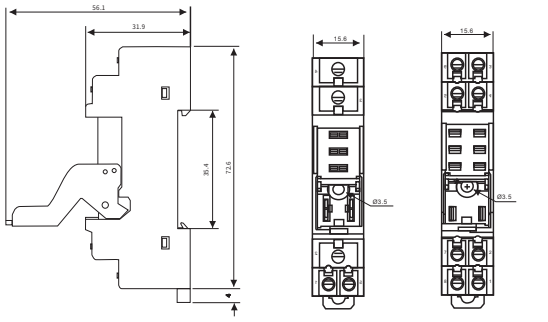

(SRJ1T) (SRJ2T)

接线图 Wiring Diagram

继电器插座/ Relay socket





SRJ-1-P/SRJ-2-P
直插式继电器插座

SRJG-1-W/SRJG-2-W
PCB焊接插座

SRJ-*-N Relay socket

额定负载 Specified load	电 流 Current	16A	10A	
	电 压 Voltage	300V	300V	
介质耐压 Medium pressure	2500V/min			
剥露导线长度 Wire strip Length	8mm			
适用导线截面积 Wire cross section	最小线径 Wire size /mm²	0.5mm²	AWG	21
	最大线径 Wire size /mm²	2x1.5/1x2.5		2x16/1x14
螺钉扭矩 Screw torque	1.0Nm			
环境温度 Ambient temperature range	-40℃~+85℃			

SRJG-*-W Relay socket

额定负载 Specified load	电 流 Current	16A	10A
	电 压 Voltage	300VAC	300VAC
介质耐压 Medium pressure	4000V/S 线圈/触点 Coil/contact 2500V/S 触点间 Between comtacts		
重量 Weight	4.3g		4.4g
环境温度 Ambient temperature range	-40℃~+65℃		

外形尺寸图 Dimensions

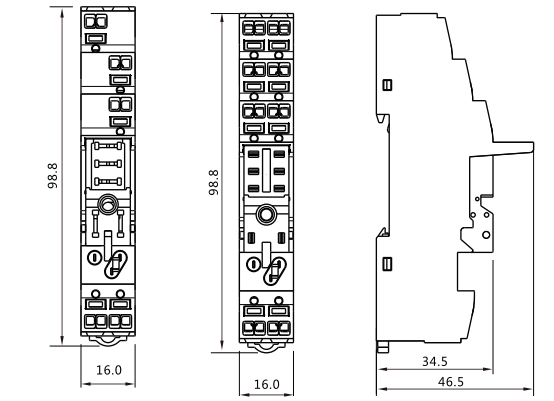

(SRJ1P) (SRJ2P)

接线图 Wiring Diagram

外形尺寸图 Dimensions

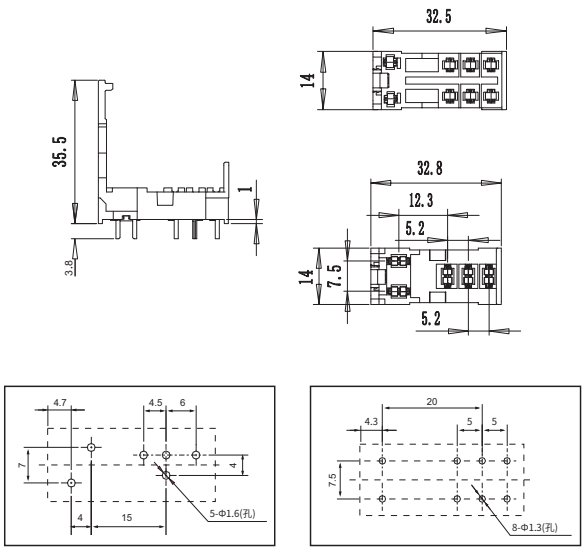

(SRJG1W) (SRJG2W)

接线图 Wiring Diagram

BRJ系列紧凑型中间继电器

可插拔继电器/ Interface Relay-pluggable

产品特性/ Features

低高度，仅为20.6mm
-Low height, only 20.6mm
1C/O触点10A/16A　2C/O触点5A/8A
-1C/O contact 10A/16A　2C/O contact 5A/8A
触点与线圈间介质耐压5kV
-Dielectric withstand voltage between contacts and coil: 5kV
灵敏型产品功耗仅为0.54W
-The power consumption of the sensitive product is only 0.54W.
DC：6V，12V，24V，48V 等
-DC: 6V, 12V, 24V, 48V, etc.
配有多种插座也可直接焊接于线路版
Equipped with multiple sockets, it can also be directly soldered to the circuit board.
符合CE、RoHS标准
Compliant with CE and RoHS standards



技术参数/ Technical Data

接触电阻　Contact resistance		100mΩ 以下（DC6V 1A）	Below 100mΩ (DC6V 1A)
动作电压　Operating voltage		80% 以下（常温环境）	80% The following (at room temperature)
释放电压　Release voltage		10% 以上（常温环境）	10% or more (at room temperature)
动作时间　action time		25ms 以下	Less than 25ms
释放时间　release time		25ms 以下	Less than 25ms
介质耐压 Medium pressure resistance		线圈与触点 5000VAC（1min）	Coil and contacts 1500VAC (1 min)
		断开触点 1000VAC（1min）	Disconnect contact 1000VAC (1 min)
耐浪涌电压　Surge voltage withstand		10KV（1.2/50μs）	
绝缘电阻　Insulation resistance		1000MΩ（500VDC）	
耐振动性 Vibration resistance		误动作 10-55HZ　（双振幅1.5mm）	Malfunction 10-55Hz (dual amplitude 1.5mm)
		耐 久 10-55HZ　（双振幅1.0mm）	Durability 10-55Hz (dual amplitude 1.0mm)
耐冲击性 Impact resistance		稳定性 100m/s² （10g）	Stability: 100 m/s² (10 g)
		耐 久 1000m/s² (100g)	Durability 1000m/s² (100g)
电气耐久性　Electrical durability		1×10^5 次	1×10^5 times
机械耐久性　Mechanical durability		1×10^7 次	1×10^7 times
使用环境温度　Use ambient temperature		-40~70℃ 工作/Work	-40~85℃ 储存/store

触点特性/Contact characteristics

触点构成　Contact composition	转换型　（1 form C）	转换型　（1form C）H	转换型　（2orm C）
接点材质　Contact material	$AgSnO_2$,AgNi,AgCdO	$AgSnO_2$,AgNi,AgCdO	$AgSnO_2$,AAgNi,AgCdO
触点负载　Contact load	10A 250VAC/30VDC	16A 250VAC/28VDC	5A 250VAC/280VDC
最大切换电流　Maximum switching current	10A	16A	5A
最大切换功率　Maximum switching power	1250VA	3840VA／480W	1250VA/150W

线圈特性 /Coil characteristics

（V/DC）

额定电压（V/DC） Rated voltage	线圈阻抗（Ω） coil impedance	动作电压（V/DC） Operating voltage	释放电压（V/DC） Release voltage	最大电压（V/DC） maximum voltage
6	50×（1±104）	4.50	0.6	7.8
12	200×（1±104）	9.00	1.2	15.6
24	820×（1±104）	18.00	2.4	31.2
48	3300×（1±104）	36.00	4.8	62.4

继电器型号命名/ Relay Select Code

■ 需要根据使用情况选择
■ 产品型号代码

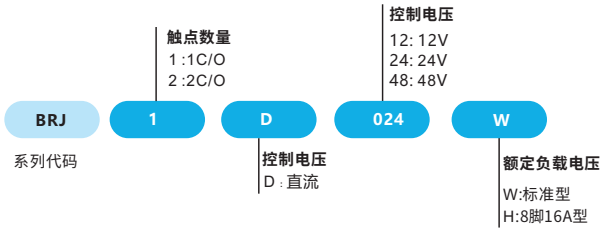

BALSEAL®

性能曲线图/ Performance curve

线圈温升　Coil temperature rise

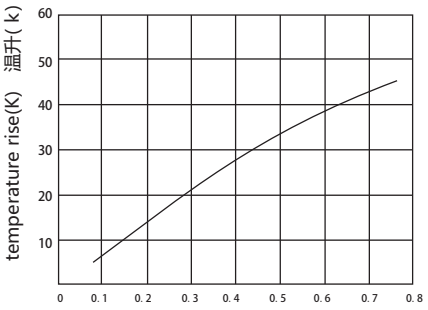

动作时间 action time

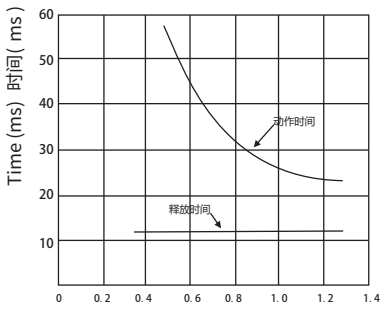

电耐久性曲线
Electrical durability curve

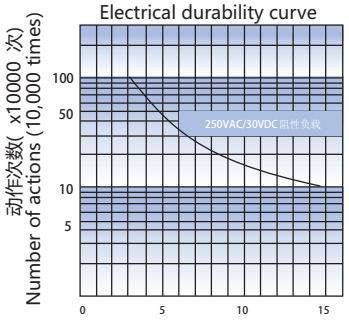

外形尺寸图/ Dimensions

转换型 （1form C）

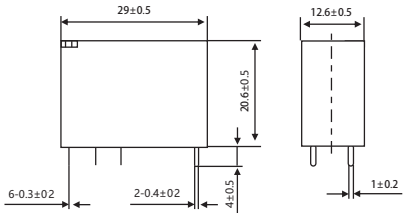

diagram/外型图

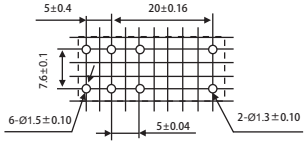

Dimensions/安装孔(底)

转换型 （2form C）

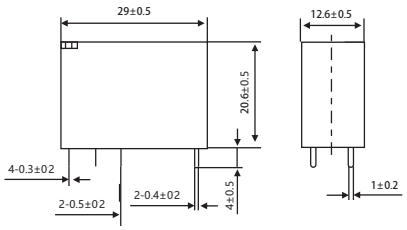

diagram/外型图

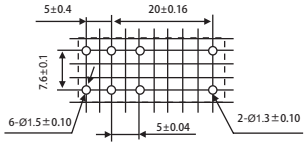

Dimensions/安装孔(底)

接线图/ Wiring Diagram

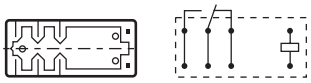

Wiring /接线图(底)

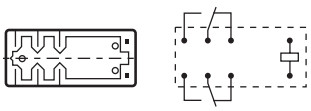

Wiring /接线图(底)

继电器插座/ Relay socket



SRW * E



SRW * S

性能特性/Specifications / Features

插座类型/Socket Type	SRW 1 E	SRW 2 E
额定负载 电流/Current	16A	16A
Rated Load **电压**/Voltage	300V	300V
介质耐压/Withstand Voltage	2000V/S 触点间 /Between contacts	2000V/S触点间 /Between contacts
螺钉扭矩/Screw Torque	1.0Nm	1.0Nm
外连接导线/External connecting wire	20-14/0.5-2.5AWG/MM^2	20-14/0.5-2.5AWG/MM^2
使用环境/Operating Environment	-40 ~ +70℃	-40 ~ +85℃

性能特性/Specifications / Features

插座类型/Socket Type	SRW-1-S	SRW-2-S
额定负载 电流/Current	16A	16A
Rated Load **电压**/Voltage	300V	300V
介质耐压/Withstand Voltage	2000V/S 触点间 /Between contacts	2000V/S 触点间/Between contacts
螺钉扭矩/Screw Torque	1.0Nm	1.0Nm
外连接导线/External connecting wire	20-14/0.5-2.5AWG/MM^2	20-14/0.5-2.5AWG/MM^2
使用环境/Operating Environment	-40 ~ +70℃	-40 ~ +85℃

接线图 SRW1E/SRW2E Series

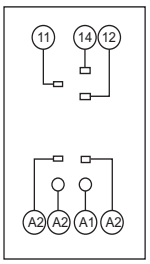

Wirlng D iagram/接线图

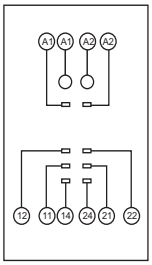

Wirlng D iagram/接线图

接线图 SRW1S/SRW2S Series

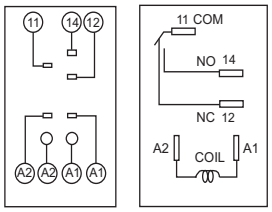

Wirlng Diagram/接线图

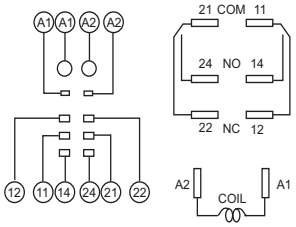

Wirlng Diagram/接线图

机械尺寸 SRW1E/SRW2E Series

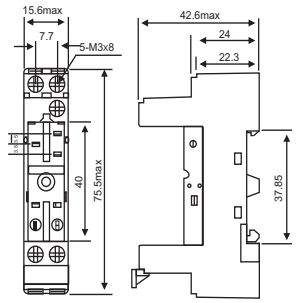

Series/SRW-1-E

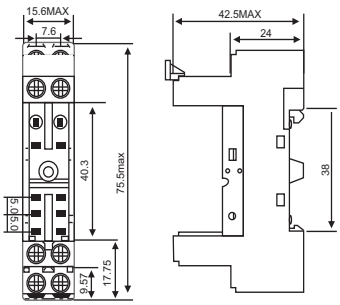

Series/SRW-2-E

机械尺寸 SRW1S/SRW2S Series

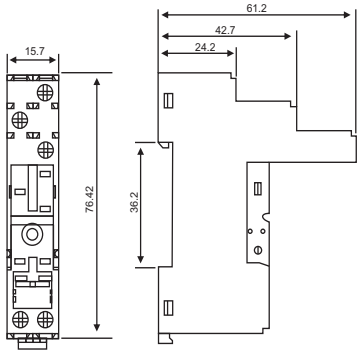

Series/SRW-1-S

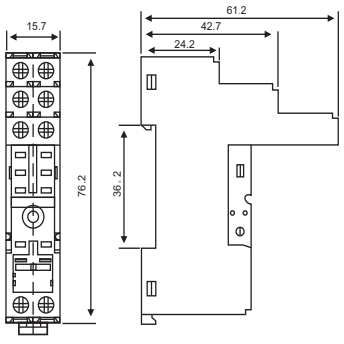

Series/SRW-2-S

继电器插座/ Relay socket

SRJ-1-P/SRJ-2-P
直插式继电器插座





性能特性/Specifications / Features

插座类型/Socket Type	SRW-2-T	SRW-2-P
额定负载 **电流**/Current	10A	10A
Rated Load **电压**/Voltage	300V	300V
介质耐压/Withstand Voltage	2000V/S 触点间 /Between contacts	2000V/S 触点间 /Between contacts
螺钉扭矩/Screw Torque	1.0Nm	1.0Nm
外连接导线/External connecting wire	20-14/0.5-2.5AWG/MM^2	20-14/0.5-2.5AWG/MM^2
使用环境/Operating Environment	-40 ~ +70℃	-40 ~ +70℃

接线图 SRW1T/SRW2T Series

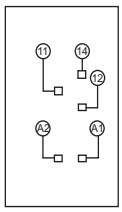

Wirlng Diagram/接线图

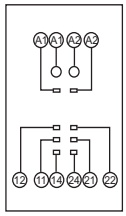

Wirlng Diagram/接线图

机械尺寸 SRW2T Series

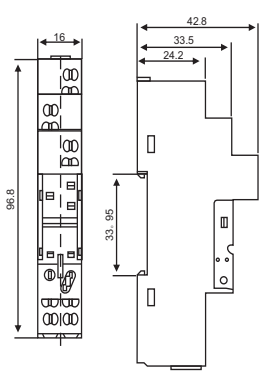

Series/SRW-1-T/ SRW-1-P

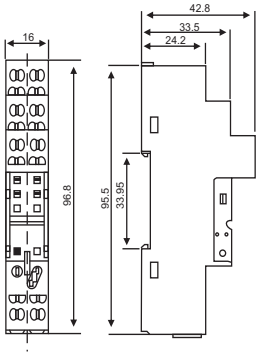

Series/SRW-2-T/ SRW-2-P

LSW系列附件　SRW*E//SRW*S/SRW*T Series





型号/Model	适用插座/Applicable Socket	最小起订量/MOQ	型号/Model	内置说明/Built-in Instructions	位数/Poles	最小起订量/MOQ
LSW-V-1 (高:20.6)	SRW1E SRW2E	10 个(每 1 个搭配一个插座)	LSW-S-1	SRW1E SRW2E	2位/Pole	10 个/Pole
LSW-V-2 (高:15.6)	SRW1S SRW2S	10 One piece matches one socket.		SRW1S SRW2S		
	SRW1T SRW2T			SRW1T SRW2T		



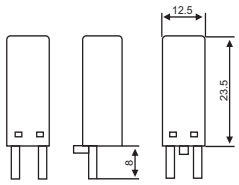



型号/Model	适用插座/Applicable Socket	电压/Voltage	内置元件/Built-in Components	最小起订量/MOQ	型号/Model	适用插座/Applicable Socket	最小起订量/MOQ
LSW-D-1	SRW1E SRW2E	（DC6V~24DV）	二级管/LED/电阻	10 个(每 1 个搭配一个插座)	LSW-L-1	SRW1E SRW2E	20个
	SRW1S SRW2S		Diode / LED / Resistor	10 One piece matches one socket.		SRW1S SRW2S	
	SRW1T SRW2T						



型号/Model	适用插座/Applicable Socket	最小起订量/MOQ
LSW-B-1	基板型5脚 5P PCB type	100 个
LSW-B-2	基板型8脚 8P PCB type	100 个

BRW系列中间继电器

模块介绍/ Module Introduction

- 无需工具即可安装和拆下继电器和底座，操作简单快速
  The relay and base can be installed and removed without tools, and the operation is simple and fast.

- 继电器
  Relay

  BRW2D024H

- 标识板
  Maker

  SRW-S1
  用于粘贴和记号标识,方便后续查找检查

  It is used for pasting and marking identification to facilitate subsequent search and inspection

- 继电器插座
  Relay Socket

  SRW-T-E/2

- 指示灯
  Indicator light

  红色: 交流 / Red: AC
  绿色: 直流 / Green: DC

- 跨接片
  Jumper

  LSW-T-K黑色 / Black

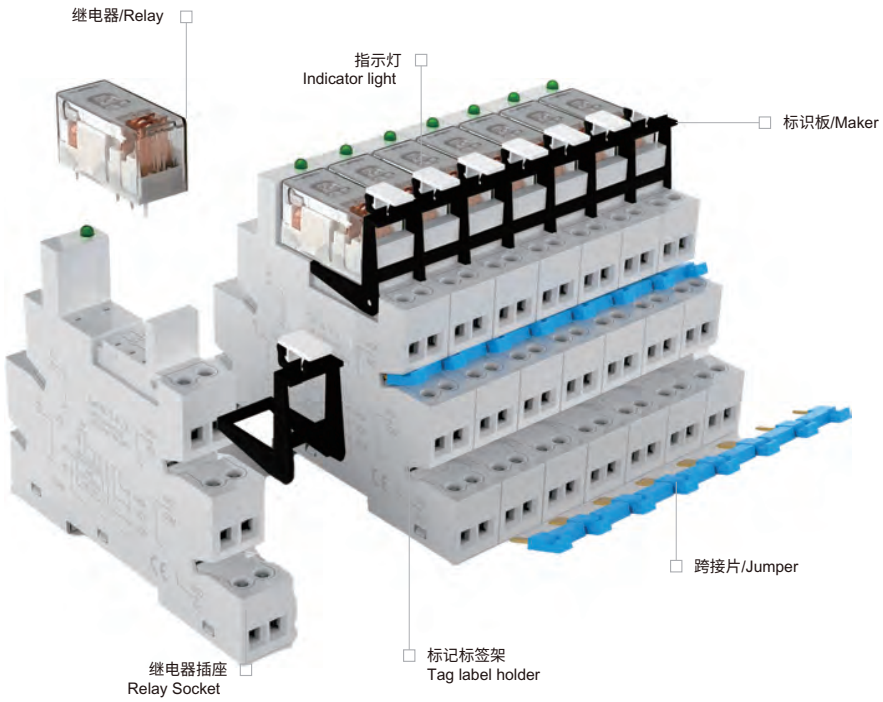

继电器型号命名/ Relay Select Code

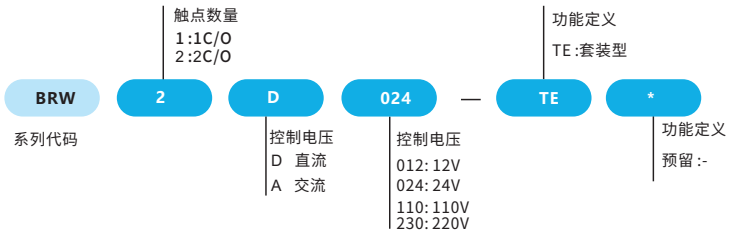

螺丝型插座/ Relay Socket

SRW-T-E/2

型 号 Type	SRW-T-E/2
额定负载 Nominal load	
-电流 Current	16A
-电压 Voltage	300V
介质耐压 Dielectric strength	2500V/min
剥线长度 Stripping length	8mm
适用导线截面积 Wire cross section	
-单股导线 Single wire	1x2.5mm ^{2}
-多股导线 Stranded wire	1x1.5mm ^{2}
使用环境 Ambient temperature	-25 ℃~+85 ℃



产品说明/Product references

型 号 Type	输入电压 Input voltage	适用继电器线圈电压 Applicable relay coil voltage
SRW-T-E/1	(3-24)V DC	(3-24)V DC
SRW-T-E/2	(12-24)V AC/DC	(12-24)V DC
SRW-T-E/3	(48-60)V AC/DC	(48-60)V DC
SRW-T-E/4	(110-125)V AC/DC	110V DC
SRW-T-E/5	(220-240)V AC/DC	110V DC

附件 Accessories

跨接片/Jumper



规格/specifications:LSW-T-B(蓝色)
/LSW-T-R(红色)/LSW-T-K(黑色)

隔离板/Separator



规格/specifications:LSW-F-04

标识板/ Maker



规格/specifications:LSW-T-2

Fig.1. 接线图/ Wiring diagram

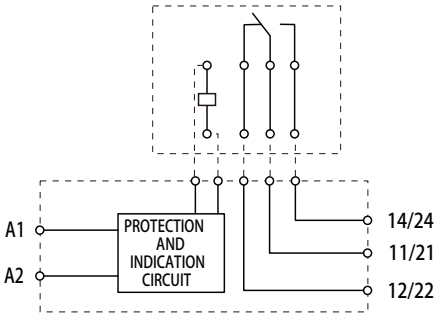

Fig.2. 尺寸图/ Dimensions (mm)

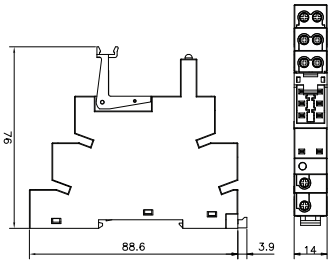

认证/ Standards

可插拔继电器/ Interface Relay-pluggable

BRW1D024H　　1P

技术参数/ Technical Data

型 号 Type	BRW1D024H
触点形式 Contact arrangement	1P
触点材料 Contact material	Ag alloy
负载 Load	
-阻性 Impedance	16A 250VAC/30VDC
切换电压 Max.switching voltage	Max. 277 VAC / 30VDC
切换电流 Max.switching current	Max. 16A
容许容量 Allowable capacity	Max. 4000VA / 480W
容许负荷 Allowable load	Min. 5VDC 100mA
电气寿命 Electrical endurance	1x10 ^{5}次
机械寿命 Mechanical endurance	1x10 ^{7}次



性能参数/ Characteristics

动作时间 Operating time(at rated voltage)	≤20ms
释放时间 Release time	≤10ms
温度范围 Ambient temperature(at rated voltage)	-40 ℃~+85 ℃
环境湿度 Environmental humidity	5%~90%RH
引出端形式 Termination	印制板式PCB
封装方式 Packaging method	塑封型 Plastic sealed
重量 Weight	~13g
介质耐压 Dielectric strength	
-线圈和触点间 Contacts coil	5000VAC　1Min
-断开触点间 Between open contacts	1000VAC　1Min
耐冲击 Shock resistance	
-稳定性 Functional	98m/s ^{2}
-强度 Destructive	980m/s ^{2}
耐振动 Vibration resistance	10~55Hz 双振幅: 1.5mm
绝缘电阻 Insulation resistance	≥1000MΩ(500VDC)

Fig.1. 接线图/ Wiring Diagram

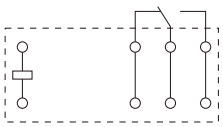

Fig.2. 耐久性曲线/ Endurance Curve

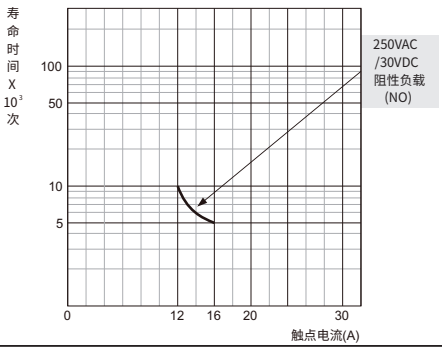

Fig.3. 外形尺寸图/ Dimensions

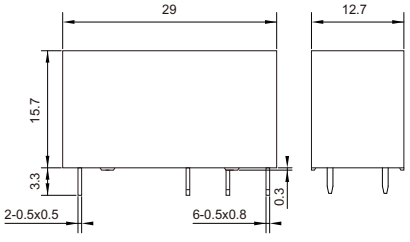

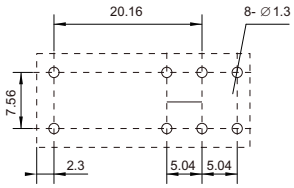

可插拔继电器/ Interface Relay-pluggable

BRW2D024H 2P

技术参数/ Technical Data

型 号 Type	BRW2D024H
触点形式 Contact arrangement	2P
触点材料 Contact material	Ag alloy
负载 Load	
-阻性 Impedance	8A 250VAC/30VDC
切换电压 Max.switching voltage	Max. 277 VAC / 30VDC
切换电流 Max.switching current	Max. 12A
容许容量 Allowable capacity	Max. 2000VA/240W
容许负荷 Allowable load	Min. 5VDC 100mA
电气寿命 Electrical endurance	1x10 ^{5}次
机械寿命 Mechanical endurance	1x10 ^{7}次



性能参数/ Characteristics

动作时间 Operating time(at rated voltage)	≤20ms
释放时间 Release time	≤10ms
温度范围 Ambient temperature(at rated voltage)	-40 ℃~+85 ℃
环境湿度 Environmental humidity	5%~90%RH
引出端形式 Termination	印制板式PCB
封装方式 Packaging method	塑封型 Plastic sealed
重量 Weight	~13g
介质耐压 Dielectric strength	
-线圈和触点间 Contacts coil	5000VAC 1Min
-断开触点间 Between open contacts	1000VAC 1Min
耐冲击 Shock resistance	
-稳定性 Functional	98m/s ^{2}
-强度 Destructive	980m/s ^{2}
耐振动 Vibration resistance	10~55Hz 双振幅: 1.5mm
绝缘电阻 Insulation resistance	≥1000MΩ(500VDC)

Fig.1. 接线图/ Wiring Diagram

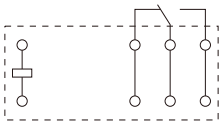

Fig.2. 耐久性曲线/ Endurance Curve

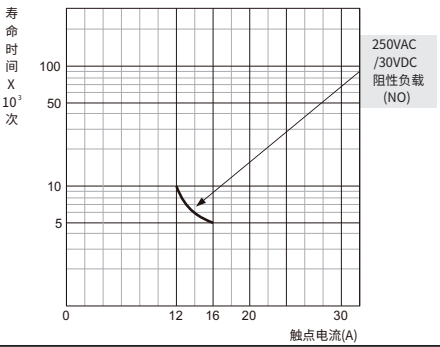

Fig.3. 外形尺寸图/ Dimensions

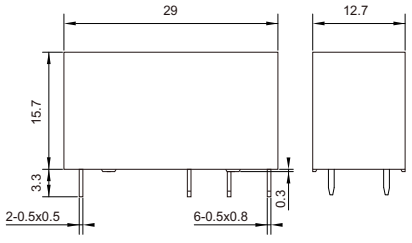

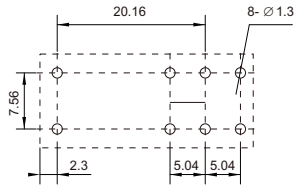

BRH系列大功率继电器

可插拔继电器/ Interface Relay-pluggable

产品特性/ Features

10A触点切换能力
10A contact switching
大功率型中间继电器，带LED 指示灯
High-power intermediate relay with LED indicator.
有交流直流输入线圈
AC/DC input coil
符合CE、RoHS标准
Compliant with CE and RoHS certifications



技术参数/ Technical Data

接触电阻 Contact resistance	100mΩ 以下（DC6V 1A）	Below 100mΩ (DC6V 1A)
动作电压 Operating voltage	80% 以下（常温环境）	80% The following (at room temperature)
释放电压 Release voltage	10% 以上（常温环境）	10% or more (at room temperature)
动作时间 action time	25ms 以下	Less than 25ms
释放时间 release time	25ms 以下	Less than 25ms
介质耐压 Medium pressure resistance	线圈与触点 1500VAC（1min）	Coil and contacts 1500VAC (1 min)
	断开触点 1000VAC（1min）	Disconnect contact 1000VAC (1 min)
耐浪涌电压 Surge voltage withstand	8000VAC（1.2/50μs）	
绝缘电阻 Insulation resistance	1000MΩ（500VDC）	
耐振动性 Vibration resistance	误动作 10-55HZ （双振幅1.0mm）	Malfunction 10-55Hz (dual amplitude 1.0mm)
	耐 久 10-55HZ （双振幅1.0mm）	Durability 10-55Hz (dual amplitude 1.0mm)
耐冲击性 Impact resistance	误动作 98m/s^2	Malfunction 98m/s2
	耐 久 980m/s^2	Durability 980m/s 2
电气耐久性 Electrical durability	100,000 次以上	100,000 times or more
机械耐久性 Mechanical durability	10,000,000 次以上	10,000,000 times or more
使用环境温度 Use ambient temperature	-40~55℃ 工作/Work	-40~85℃ 储存/store

触点特性/Contact characteristics

触点构成 Contact composition	转换型 （2 form C）	转换型 （4 form C）
接点材质 Contact material	银合金 Ag alloy	银合金 Ag alloy
触点负载 Contact load	10A 250VAC/30VDC	10A 250VAC/30VDC
最大切换电流 Maximum switching current	10A	10A
最大切换功率 Maximum switching power	1250VA	1250VA

线圈特性 /Coil characteristics

（V/DC）			（V/AC）		
额定电压（V/DC） Rated voltage	线圈阻抗（Ω） coil impedance	功率（W） power	额定电压（V/AC） Rated voltage	线圈阻抗（Ω） coil impedance	功率（W） power
12	160	0.9~1.1W	24	184	0.9~1.5V
24	650	0.9~1.1W	48	735	0.9~1.5V
48	2600	0.9~1.1W	110	4550	0.9~1.5V
110	11000	0.9~1.1W	230	14400	0.9~1.5V

继电器型号/Relay model

额定电压 Rated voltage	控制电压 control voltage	触点电流 Rated voltage	LED指示灯 LED indicator light	继电器型号 Relay model	最小包装数 Packing quantity
2CO	DC：12V、24V、48V、110V	10A	●	BRH2D024L	20
	AC：24V、48V、110V、230V	10A	●	BRH2A230L	20
4CO	DC：12V、24V、48V、110V	10A	●	BRH4D024L	10
	AC：24V、48V、110V、230V	10A	●	BRH4A230L	10

应用范围/Application scope:

适用于工业领域类机械设备及过程控制各系统中信号扩展、放大、隔离和转换。
It is suitable for signal expansion, amplification, isolation, and conversion in various mechanical equipment and process control systems in the industrial field.

继电器插座/ Relay socket



SRH-2-E 继电器插座



SRH-4-E 继电器插座

SRH-2-E Relay socket			**SRH-4-E** Relay socket
额定负载 Specified load	电 流 Current	10A	10A
	电 压 Voltage	300V	300V
介质耐压 Medium pressure	2500V		
剥露导线长度 Wire strip Length	7mm		
适用导线截面积 Wire cross section	单根导线 Single wire	2x2.5mm^2	
	套管导线 Casing wire	2x1.5mm^2	
螺钉扭矩 Screw torque	0.5Nm		
环境温度 Ambient temperature range	-25℃~+85℃		

外形尺寸图 Dimensions

外形尺寸图 Dimensions

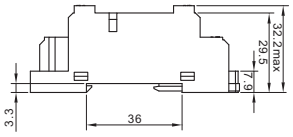

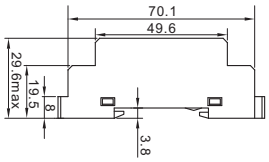

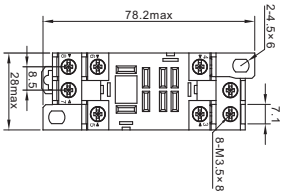

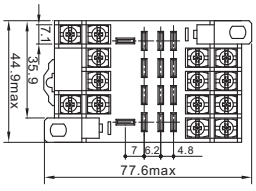

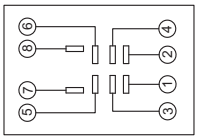

接线图 Wiring Diagram

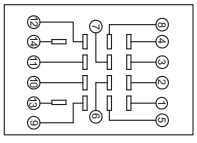

接线图 Wiring Diagram

BRH系列大功率继电器

模块介绍/ Module Introduction

产品特性/ Features

-安装方式：导轨式安装
Installation Options: Guide rail installation
-介质耐压：4000VAC(触点与线圈间)
Dielectric withstand voltage: 4000VAC (between contact and coil)
-绝缘电阻：1000MΩ
Insulation resistance: 1000M Ω

继电器 Relay

BRHF2D024

M形钢钩 M-shaped steel hook

SRHF-M63

LED模块 LED Module

SRHF-AB

继电器插座 Relay Socket

SRHF-2-E
提供两款颜色可选,满足不同使用场景,不同客户需求

Two colors are available to meet different use scenarios and customer needs

■ 黑色 / Black
■ 灰色 / Grey



继电器型号命名/ Relay Select Code

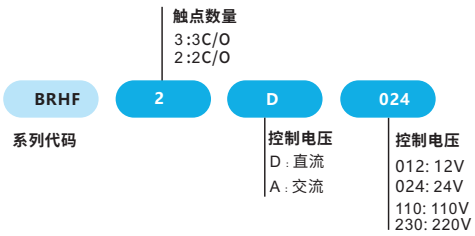

可插拔继电器/ Interface Relay-pluggable

产品特性/ Features

10A触点切换能力/10A contact switch
电气寿命不小于10万次/The electrical life is not less than 100000 times
标准电子管插脚/Standard electronic tube pin
备有匹配插座可供选用/Matching sockets are available
外形尺寸/Overall dimension:35.4× 35.4× 55.3mm
可提供环保产品(符合RoHS)
Can provide environmental protection products (RoHS compliant)
具有两组转换、三组转换触点形式
With two sets of changeover and three sets of changeover contact



技术参数/ Technical Data

触点形式	Contact arrangement		BRHF2D024	BRHF3D024	
触点材料	Contact material		Ag alloy		
负载	Load	阻性/Impedance	10A 250VAC/28VDC	(NO):10A 250VAC/28VDC	(NC):5A 250VAC/28VDC
接触电阻	Contact resistance		≤100mΩ(1A 24VDC)		
电气寿命	Electrical endurance		1x10 ^{5}次		
机械寿命	Mechanical endurance		1x10 ^{6}次		

性能参数/ Characteristics

动作时间	Operating time(at rated voltage)		≤30ms
释放时间	Release time		≤20ms
温度范围	Ambient temperature(at rated voltage)		-40 °C~+55 °C
线圈功率	Coil power		DC: ~1.5W ; AC: ~2.5VA
环境湿度	Environmental humidity		≤98%RH, +40 °C
引出端形式	Termination		标准电子管管脚式/Octal and undecal type plug
封装方式	Packaging method		防尘罩型/Dust protected
重量	Weight		~100g
初始耐压	Test voltage	线圈和触点间/Contacts coil	1500VAC 50/60Hz 1Min 漏电流
		断开触点间/Between open contacts	1200VAC 50/60Hz 1Min 漏电流
		触点组点间/Between contact sets	1500VAC 50/60Hz 1Min 漏电流
耐冲击	Shock resistance	稳定性/Functional	98m/s ^{2}
		强度/Destructive	980m/s ^{2}
耐振动	Vibration resistance		10~55Hz 双振幅: 1.0mm
绝缘电阻	Insulation resistance		≥ 100MΩ

线圈规格/ DC Coil Data(23 °C)

额定电压(VDC) Rated voltage	动作电压(VDC) Pick-up voltage	释放电压(VDC) Drop-out voltage	线圈电阻(Ω) Coil resistance
6	≤4.50	≥0.60	23.5±10%
12	≤9.00	≥1.20	95±10%
24	≤18.0	≥2.40	430±10%
36	≤27.0	≥3.60	864±10%
48	≤36.0	≥4.80	1630±10%
110	≤82.5	≥10.0	6800±10%

可插拔继电器/ Interface Relay-pluggable

线圈规格/ AC Coil Data(23 °C)

额定电压(VAC) Rated voltage	动作电压(VAC) Pick-up voltage	释放电压(VAC) Drop-out voltage	线圈电阻(Ω) Coil resistance
6	≤4.80	≥1.80	3.9±10%
12	≤9.60	≥3.60	16.9±10%
24	≤19.2	≥7.20	70±10%
48	≤38.4	≥14.4	315±10%
100/110	≤80.0	≥30.0	1500±10%
200/220	≤160.0	≥60.0	6200±10%
220/240	≤176.0	≥66.0	7100±10%

外形尺寸图/ Dimensions

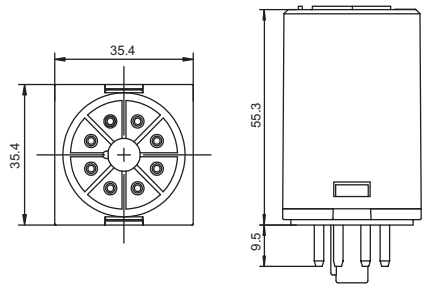

2P

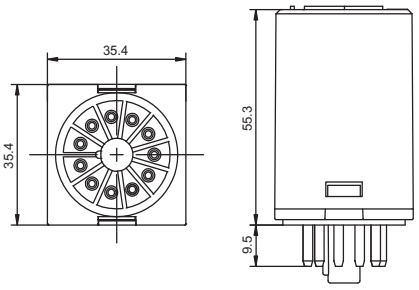

3P

接线图/ Wiring Diagram

BRHF2D024

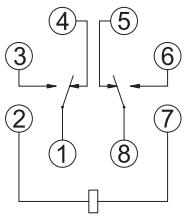

Bottom View

二组转换/2 Form C

BRHF3D024

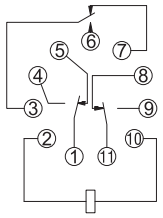

Bottom View

三组转换/3 Form C

继电器插座/ Relay socket



SRHF-2-E 继电器插座



SRHF-3-E 继电器插座

SRHF-2-E Relay socket			**SRHF-3-E** Relay socket
额定负载 Specified load	电 流 Current	12A	10A
	电 压 Voltage	400V	400V
介质耐压 Medium pressure	2500V		
剥露导线长度 Wire strip Length	7mm		
适用导线截面积 Wire cross section	单根导线 Single wire	2x2.5mm^2	
	套管导线 Casing wire	2x1.5mm^2	
螺钉扭矩 Screw torque	0.5Nm		
环境温度 Ambient temperature range	-25℃~+85℃		

外形尺寸图 Dimensions

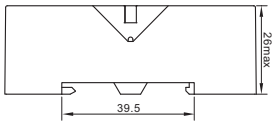

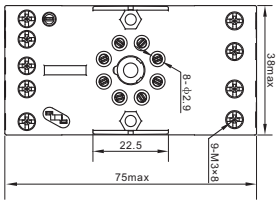

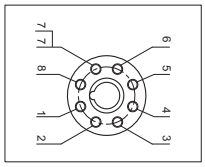

接线图 Wiring Diagram

外形尺寸图 Dimensions

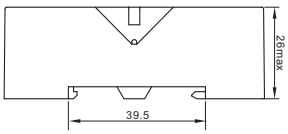

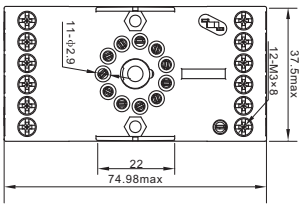

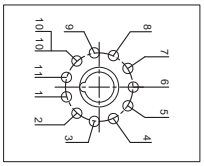

接线图 Wiring Diagram

BRN系列中间继电器

模块介绍/ Module Introduction

继电器自动化组件 Relay Automation Components

① 继电器 Relay





② 连接桥 Linkbridge



Type 型 号		BRN1D024-TP
Nominal load 额定负载	电流 Current	5A
	电压 Voltage	250V
介质耐压 Dielectric strength		3000V/min
剥线长度 Stripping length		10mm
最小线径 Minimum wire diameter		1x0.5mm² 1x21 AWG
最大线径 Maximum wire diameter		1x2.5mm² 1x14 AWG
机械 寿命 Mechanical life		约2x10²
连接方式 Connection method		直插式连接 Push-in connection
环境温度 Ambient temperature range		-40℃~+85℃
Socket coil end input voltage 插座线圈端输入电压		(12-24)V AC/DC
Applicable relay coil voltage 适用继电器线圈电压		(12-24)V DC

RoHS CE

继电器型号命名/ Relay Select Code



外形及安装尺寸 Dimensions

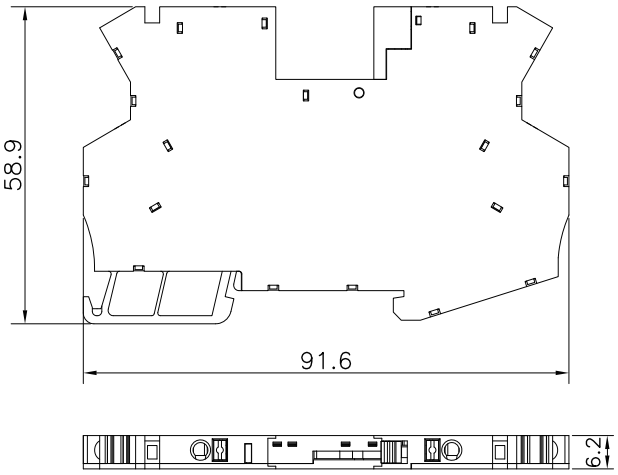

接线图 Wiring Diagram

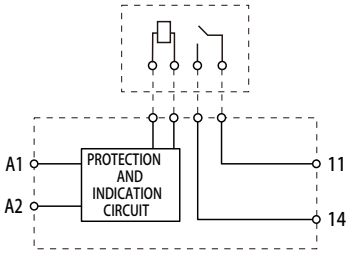

配件/ Accessory

跨接片/Jumper



SLN-T-C(橙色/Orange)	SLN-T-B(蓝色/Blue)	SLN-T-R(红色/Red)	SLN-T-K(黑色/Black)

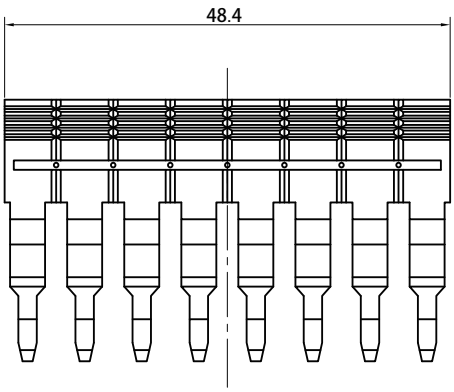

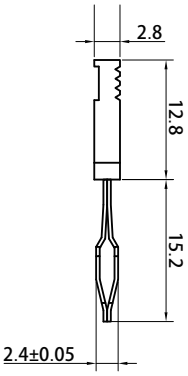

写字板/Tablet



LSN-T-2

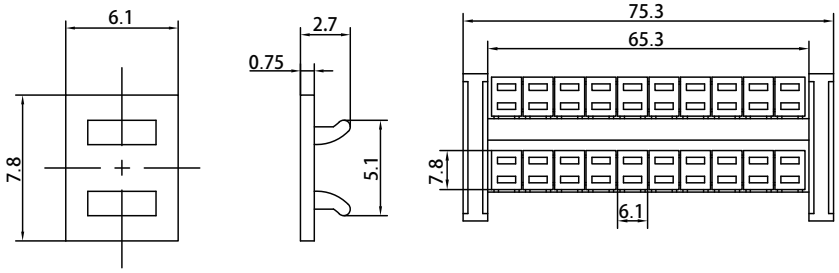

① 继电器插座 Relay socket





② 连接桥 Linkbridge

RoHS CE

Type 型 号		BRN1D024-SP
Nominal load 额定负载	电流 Current	6A
	电压 Voltage	250V
介质耐压 Dielectric strength		4000V/min
剥线长度 Stripping length		7mm
最小线径 Minimum wire diameter		1x0.5mm² 1x21 AWG
最大线径 Maximum wire diameter		1x2.5mm² 1x14 AWG
机械 寿命 Mechanical life		约2x10²
连接方式 Connection method		直插式连接 Push-in connection
环境温度 Ambient temperature range		-40℃~+85℃
Socket coil end input voltage 插座线圈端输入电压		(24)V AC/DC
Applicable relay coil voltage 适用继电器线圈电压		(24)V DC

外形及安装尺寸 Dimensions

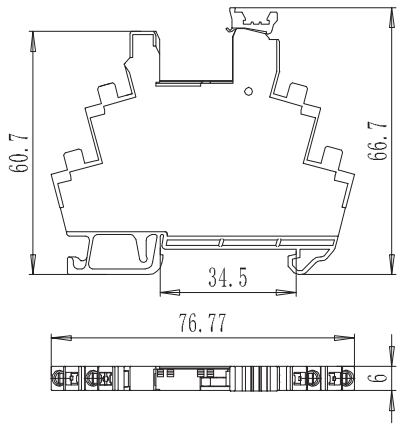

接线图 Wiring Diagram

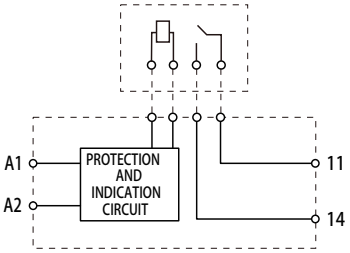

可插拔继电器/ Interface Relay-pluggable

MAGNETIC RELYA
BRN1D024　　1 NO

- 5A触点切换能力 — 5A contact switching capability
- 高灵敏度,功耗公为0.12W — High sensitivity, power consumption is 0.12W.
- 采用银合金材料触点,接触非常可靠,耐久性优异 — The contacts are made of silver alloy material, ensuring highly reliable contact and excellent durability.
- 超薄、超小型 — Ultra-thin, ultra-small
- 符合CE, RoHS标准 — CE, RoHS



技术参数/ Technical Data

型 号 Type	BRN1D024
触点形式 Contact arrangement	1 a
触点材料 Contact material	Ag alloy
负载 Load	
-阻性 Impedance	5A 250VAC/30VDC
切换电压 Max.switching voltage	Max. 250 VAC / 30VDC
切换电流 Max.switching current	Max. 5A
容许容量 Allowable capacity	Max. 1250VA / 150W
接触电阻 Contact resistance	Min. 6VDC 1A 100mΩ 以下
电气寿命 Electrical endurance	1x10 ^{5}次
机械寿命 Mechanical endurance	1x10 ^{7}次

性能参数/ Characteristics

动作时间 Operating time(at rated voltage)	≤10ms
释放时间 Release time	≤5ms
温度范围 Ambient temperature(at rated voltage)	-40 °C~+85 °C
环境湿度 Environmental humidity	5%~85%RH
引出端形式 Termination	印制板式PCB
封装方式 Packaging method	塑封型 Plastic sealed
重量 Weight	~3g
介质耐压 Dielectric strength	
-线圈和触点间 Contacts coil	3000VAC 1Min
-断开触点间 Between open contacts	1000VAC 1Min
耐冲击 Shock resistance	
-稳定性 Functional	98m/s ^{2}
-强度 Destructive	980m/s ^{2}
耐振动 Vibration resistance	10~55Hz 双振幅: 1.5mm
绝缘电阻 Insulation resistance	≥ 1000MΩ(500VDC)

外形尺寸图/ Dimensions

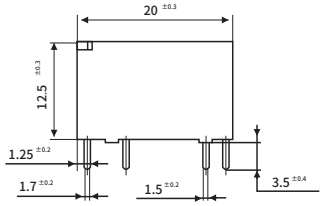

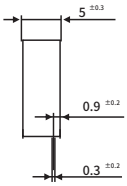

接线图/ Wiring Diagram

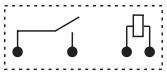

耐久性曲线/ Endurance Curve

1. Max. switching capacity

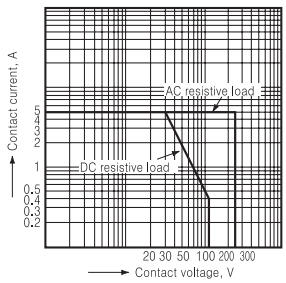

2. Life Curve

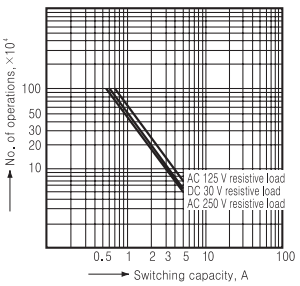

3. Operate & release time

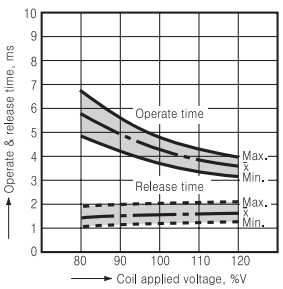

BRN终端继电器模组

终端继电器模组/ RELAY MODULE

- 小型的4 位继电器模组
  Small 4-channel relay module
- 1C 触点选择
  1C Contact Selection
- 内置4 只小型、高灵敏度、耐高压5A
  Built-in 4 compact, high-sensitivity and high -withstand-voltage relays rated at 5A
- 继电器带动作LED 指示灯
  Relay with action LED indicator light
- 端子为IN/OUT 分离结构，因此配线方便
  The terminals adopt separated IN/OUT structure for easy wiring.
- 线圈部分内置有浪涌二极管保护
  Built-in surge diode protection for coil part.
- DIN 导轨安装及螺钉安装
  DIN rail mounting and screw mounting
- 符合CE, RoHS标准
  Compliant with CE and RoHS standards

型号选型

BRN	4	A	024	*
系列代码	触点数量 4 :1Form Ax4	继电器类型 A:DC专用型 D:AC,DC兼用型	控制电压 012: 12VDC 024: 24VDC	特殊要求 G : 镀金触点



技术参数/ Technical Data

接触电阻	Contact resistance	30mΩ 以下（DC6V 1A）
动作电压	Operating voltage	75% 以下（常温环境）
释放电压	Release voltage	10% 以上（常温环境）
动作时间	action time	10ms 以下
释放时间	release time	5ms 以下
介质耐压	Medium pressure resistance	输入和输出之间 2 000VAC（1min）
		继电器相互之间 1 5 0 0VAC（1min）
耐浪涌电压	Surge voltage withstand	二极管（1A 400V）
绝缘电阻	Insulation resistance	1000MΩ（500VDC）
耐振动性	Vibration resistance	10-55HZ（双振幅1.0mm）
耐　久		10-55HZ（双振幅1.0mm）
耐冲击性	Impact resistance	稳定性 49m/s^2
		耐 久 980m/s^2
电气耐久性	Electrical durability	AC250V 3A 3万次以上、DC30V 3A 3万次以上　AC250V 2A 10万次以上、DC30V 2A 10万次以上
机械耐久性	Mechanical durability	20,000,000 次（通断频率 180 次 / 分钟）
使用环境温度	-40~85℃	使用环境湿度　5%~85%RH

触点特性/Contact characteristics

触点构成	Contact composition	常开型（1 form A）	1 form A
接点材质	Contact material	银合金	Ag alloy
触点负载	Contact load	5A 250VAC/30VDC	5A 250VAC/30VDC
最大切换电流	Maximum switching current	5A	5A
最大切换功率	Maximum switching power	1250VA/150W	3000VAC/360W

线圈特性 /Coil characteristics

（V/DC）		
额定电压/Rated Voltage	线圈阻抗/Coil Impedance	最大电压/Maximum Voltage
（V/DC）	（Ω）	（V/DC）
12	1200±15%	14.4
24	3200±15%	28.8

BRN终端继电器模组

接线及继电器/Wiring and Relay

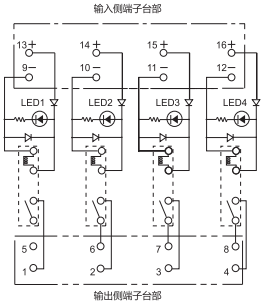

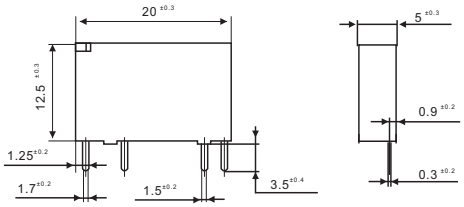

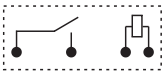

接线图(底视图)

性能曲线图/ Performance curve

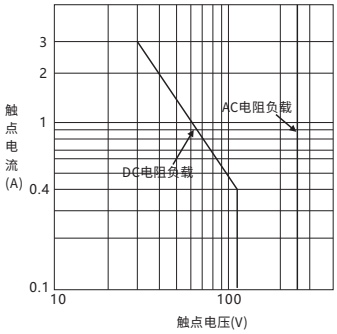

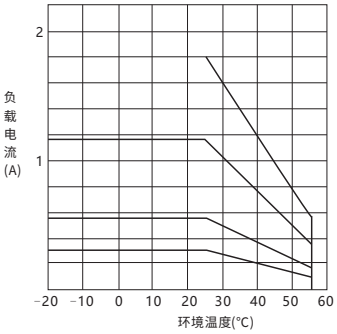

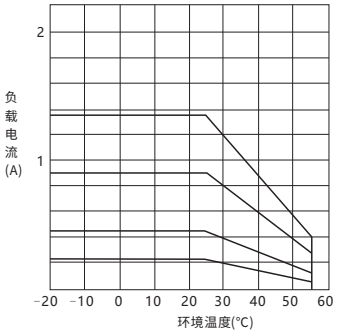

外形尺寸图/ Dimensions

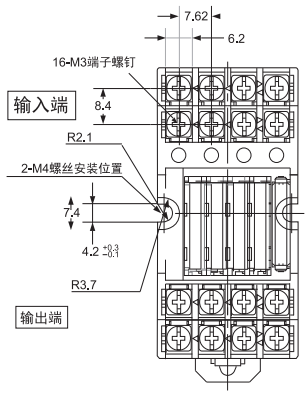

拆下盖板后的状态

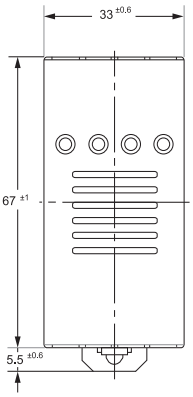

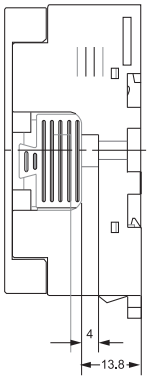

安装孔图

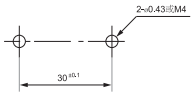

一般公差 ±0.3

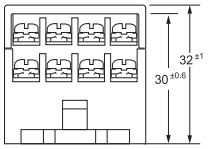

注意事项/Notes

注意事项
*1.切勿搭载指定以外的模块(继电器)，否则可能会导致产品异常动作、故障或连接的设备故障等。
*2.单品掉落时，请务必确认外观、特性后再使用。
*3.搭载BRN继电器时的动作、负载电压是将继电器端子朝下时的值。
*4.输出继电器的通断寿命因驱动电路、负载种类、通断频率、通断相位、周围环境等而异，因此请通过实际机器进行确认。

有关更多信息，请联系经销商。

Notes
1.Do not install any modules (relays) other than the specified ones, otherwise it may cause abnormal operation, product failure or malfunction of connected equipment.
2.Inspect the appearance and performance thoroughly before use if the unit is dropped.
3.The operating specifications and load voltage for installed BRN relays are measured with relay terminals facing downward.
4.The switching lifespan of output relays varies depending on drive circuit, load type, switching frequency, switching phase and ambient conditions. Please verify it with actual equipment.

For further information, please contact your distributor.

BRN终端继电器模组

端子台部的接线/Wiring of Terminal Block

- 建议使用压接端子台进行接线。
  It is recommended to wire with crimp terminal blocks.
- 适用电线0.25~1.65mm²
  Applicable wire: 0.25~1.65mm²
- 适用压接端子（单位mm）
  Applicable Crimp Terminals (Unit: mm)

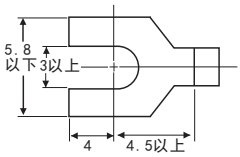

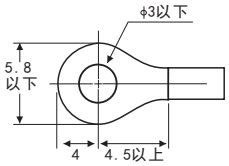

附件/Attachment

- 4点单元继电器用短路板/Shorting Bar for 4-point Unit Relay

带绝缘/With insulation



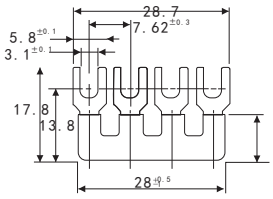

无绝缘/Without insulation



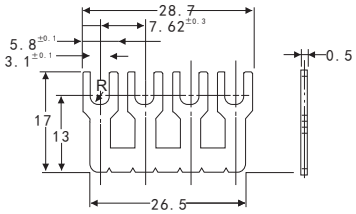

一般公差±0.5

BRT系列中间继电器

模块介绍/ Module Introduction

继电器自动化组件 Relay Automation Components

产品特性/ Features

超薄型中间继电器宽度仅有6mm/The ultra-thin intermediate relay is only 6mm wide.
大电流，6A 触点切换能力/High current, 6A contact switching capability
高灵敏度，功耗0.17W/High sensitivity, power consumption 0.17W
标配方便维护的动作显示LED 指示灯/Standard configuration includes easy-to-maintain LED indicator lights.
插座自带过电压保护功能/The socket has built-in overvoltage protection.
符合CE, RoHS标准/CE,RoHS

应用范围:/Application scope:

超薄尺寸，超大容量/Ultra-thin size, ultra-large capacity
BRT系列已成为系统集成商的首选，期待您的更多应用：
The BRT series has become the preferred choice for system integrators, and we look forward to seeing more applications from you:

- 造纸设备/Papermaking equipment
- 机床/machine tool
- 火电/thermal power
- 过程控制/process control
- 塑料机械/Plastic machinery

螺钉型安装套装
Screw mounting kit



回拉式安型套装
Pull-out type mounting kit



直插式安装套装
Plug-in installation kit





Type 型 号		BRT1D024-TE	BRT1D024-TS	BRT1D024-TP
Nominal load 额定负载	电流 Current	6A	6A	6A
	电压 Voltage	250V	250V	250V
介质耐压 Dielectric strength		2500V/min	2500V/min	2500V/min
剥线长度 Stripping length		10mm	10mm	10mm
最小线径 Minimum wire diameter		1x0.5mm² 1x21 AWG	1x0.5mm² 1x21 AWG	1x0.5mm² 1x21 AWG
最大线径 Maximum wire diameter		1x2.5mm² 1x14 AWG	1x2.5mm² 1x14 AWG	1x2.5mm² 1x14 AWG
连接方式 Connection method		螺钉式连接 screw connection	回拉式连接 Pull-back connection	直插式连接 Push-in connection
环境温度 Ambient temperature range		-40℃~+85℃	-40℃~+85℃	-40℃~+85℃
Socket coil end input voltage 插座线圈端输入电压		(12-24)V AC/DC	(12-24)V AC/DC	(12-24)V AC/DC
Applicable relay coil voltage 适用继电器线圈电压		(12-24)V DC	(12-24)V DC	(12-24)V DC

继电器型号命名/ Relay Select Code



外形及安装尺寸 Dimensions

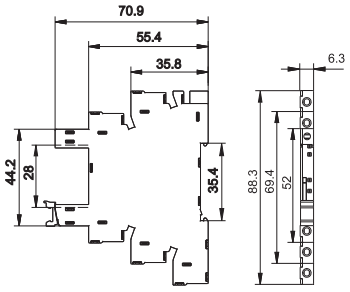

BRT1D024-TE
Dimensions

(顶视图)
(Top view)

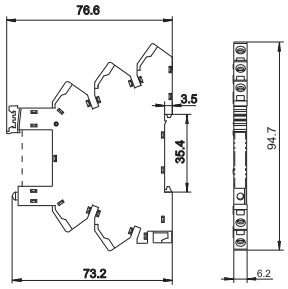

BRT1D024-TS
Dimensions

(顶视图)
(Top view)

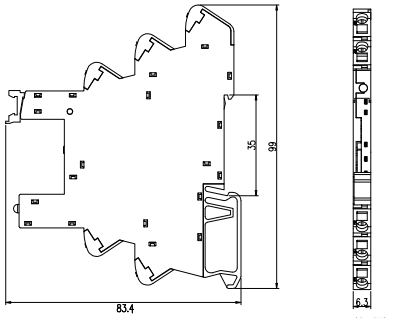

BRT1D024-TP
Dimensions

(顶视图)
(Top view)

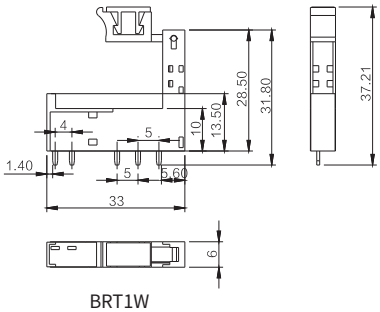

BRT1W
PCB Dimensions

接线图 Wiring Diagram

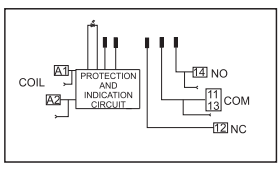

BRT1D024-TE
Wiring Diagram

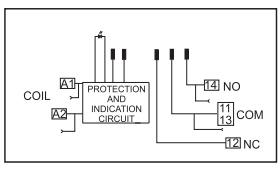

BRT1D024-TS
Wiring Diagram

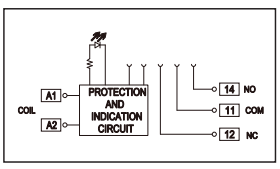

BRT1D024-TP
Wiring Diagram

可插拔继电器/ Interface Relay-pluggable

MAGNETIC RELYA
BRT1D024　　1 C/O

- 6A触点切换能力 — 6A contact switching capability
- 高灵敏度,功耗公为0.17W — High sensitivity, power consumption is 0.17W.
- 线圈与触点间继电器介质耐压4KV — The relay dielectric withstand voltage between the coil and the contacts is 4KV.
- 超薄、超小型、厚度仅有5mm — Ultra-thin, ultra-small, only 5mm thick
- 符合CE, RoHS标准 — CE, RoHS



技术参数/ Technical Data

型 号 Type	BRT1D024	BRT1D060
触点形式 Contact arrangement	1 C/O	
触点材料 Contact material	Ag alloy	
负载 Load		
-阻性 Impedance	6A 250VAC/30VDC	
切换电压 Max.switching voltage	Max. 250 VAC / 30VDC	
切换电流 Max.switching current	Max. 6A	
容许容量 Allowable capacity	Max. 1500VA / 180W	
绝缘电阻 Insulation resistance	Min. 500VDC 1000mΩ 以下	
电气寿命 Electrical endurance	1x10 ^{5}次	
机械寿命 Mechanical endurance	1x10 ^{7}次	

性能参数/ Characteristics

动作时间 Operating time(at rated voltage)	≤8ms	
释放时间 Release time	≤4ms	
温度范围 Ambient temperature(at rated voltage)	-40 ℃~+85 ℃	
环境湿度 Environmental humidity	5%~85%RH	
引出端形式 Termination	印制板式PCB	
封装方式 Packaging method	塑封型 Plastic sealed	
重量 Weight	~5g	
介质耐压 Dielectric strength		
-线圈和触点间 Contacts coil	4000VAC	1Min
-断开触点间 Between open contacts	1000VAC	1Min
耐冲击 Shock resistance		
-稳定性 Functional	98m/s ^{2}	
-强度 Destructive	980m/s ^{2}	
耐振动 Vibration resistance	10~55Hz 双振幅: 1.5mm	
绝缘电阻 Insulation resistance	≥1000MΩ(500VDC)	

外形尺寸图/ Dimensions

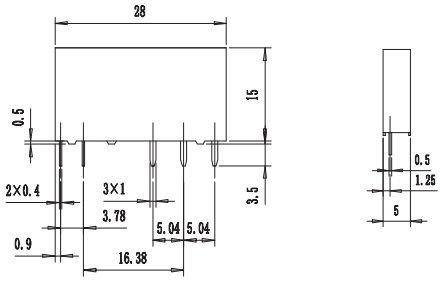

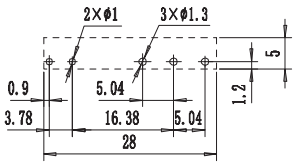

PCB diagram

接线图/ Wiring Diagram

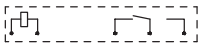

耐久性曲线/ Endurance Curve

