BPQ系列导轨式开关电源

功率范围：75-760W

紧凑型高效开关电源/ Compact high-efficiency switching power supply

产品特性/ Features

全范围交流输入96-264VAC/100-240VAC
坚固的金属外壳，经得起严酷的工业环境考验
工作温度可高达70°C
短路/过负载/过电压保护功能
导轨式安装方式/自然冷却
超低输出涟波与噪声
符合CE,RoHS标准
高效率，高寿命和高可靠性、
超高转换效率

-Full-rangeACInput:96-264VAC/100-240VAC
-Ruggedmetalhousing,suitableforharshindustrialenvironments
-Operatingtemperatureupto70°C
-Shortcircuit/Overload/Overvoltageprotection
-DINrailmounting/Naturalcooling
-Ultra-lowoutputrippleandnoise
-CompliantwithCEandRoHSstandards
-Highefficiency,longservicelifeandhighreliability
-Ultra-highconversionefficiency

型号命名/ModelNomenclature

- 需要根据使用情况选择
  Selectaccordingtousageconditions.
- 产品型号代码
  ProductModelNumber

BPQ	24	120	*
系列代码 Seriescode	**输出电压:V/DC Outputvoltage:V/DC** 48:48VDC 36:36VDC 24:24VDC 12:12VDC	**输出功率(W) Power(W)** 075: 75W 120:120W 160:160W 240:240W 360:360W 480:480W 760:760W	**特殊要求 specialrequest**



规格及型号/Specificationsandmodels

输入参数/inputparameters	BPQ24-075	BPQ24-120	BPQ24-160
控制电压范围 /Controlvoltagerange	96-264VAC		
频率范围 /frequencyrange	50-60Hz		
效率(TYP)AC220V	90%	90%	90%
交流电流 /ACcurrent	0.9A@100VAC,0.37A@230VAC	1.4A@100VAC,0.58A@230VAC	1.9A@100VAC,0.78A@230VAC
浪涌电流 /surgecurrent	110VAC/20A,220VAC/40A(环境温度25°C时)		
漏电流 /Leakagecurrent	<0.5mA/240VAC,50Hz		
输出参数/Outputparameters			
直流电压/DCvoltage	24V	24V	24V
输出电压范围/Outputvoltagerange	额定输出电压可调范围±10%		
输出电流/Outputcurrent	3.20A	5.00A	6.70A
线性调整率/Linearadjustmentrate	±0.5%		
负载调整率/loadregulation	±1%		
纹波和噪声/Rippleandnoise	150mVp-p	150mVp-p	150mVp-p
开机时间/Boottime	1000ms/230VAC•1800ms/115VAC	500ms/230VAC•500ms/115VAC	500ms/230VAC•500ms/115VAC
保持时间(Typ)/Duration(Typ)	60ms/230VAC•12ms/115VAC	36ms/230VAC•32ms/115VAC	36ms/230VAC•32ms/115VAC

输入参数/inputparameters	BPQ24-240	BPQ24-360	BPQ24-480
控制电压范围/Controlvoltagerange	100/240VAC	100/240VAC	96-264VAC
频率范围/frequencyrange	50-60Hz		
效率(TYP)AC220V/	90%	90%	90%
交流电流/ACcurrent	2.8A@100VAC,1.15A@230VAC	4.2A@100VAC,1.75A@230VAC	5.4A@100VAC,2.25A@230VAC
浪涌电流/surgecurrent	110VAC/27A,220VAC/45A(环境温度25°C时)		
漏电流/Leakagecurrent	<0.5mA/240VAC,50Hz		
输出参数/Outputparameters			
直流电压/DCvoltage	24V	24V	24V
输出电压范围/Outputvoltagerange	额定输出电压可调范围±10%		
输出电流/Outputcurrent	10.00A	15.00A	20.00A
线性调整率/Linearadjustmentrate	±0.5%		
负载调整率/loadregulation	±1%		
纹波和噪声/Rippleandnoise	150mVp-p	150mVp-p	150mVp-p
开机时间/Boottime	800ms/230VAC•800ms/100VAC	800ms/230VAC•800ms/100VAC	1500ms/230VAC•3000ms/100VAC
保持时间(Typ)/Duration(Typ)	24ms/230VAC•24ms/115VAC	24ms/230VAC•24ms/115VAC	30ms/230VAC•20ms/115VAC

BPQ系列导轨式开关电源

功率范围：75-760W

规格及型号/Specifications and models

输入参数/input parameters	BPQ12-075	BPQ12-120	BPQ12-160
控制电压范围/Control voltage range	96 - 264VAC		
频率范围/frequency range	50-60Hz		
效率(TYP)AC220V	87%	87%	87%
交流电流/AC current	0.9A @ 100VAC, 0.37A @ 230VAC	1.4A @ 100VAC, 0.58A @ 230VAC	1.9A @ 100VAC, 0.78A @ 230VAC
浪涌电流/surge current	110VAC/ 20A，220VAC/ 40A (环境温度25℃时)		
漏电流	<0.5mA/240VAC,50Hz		
输出参数/Output parameters			
直流电压/DC voltage	12V	12V	12V
输出电压范围/Output voltage range	额定输出电压可调范围 ±10%		
输出电流/Output current	6.25A	10.00A	13.40A
线性调整率/Linear adjustment rate	±0.5%		
负载调整率/load regulation	±1%		
纹波和噪声/Ripple and noise	100mVp-p	100mVp-p	100mVp-p
开机时间/Boot time	1000ms/230VAC • 1800ms/115VAC	500ms/230VAC • 500ms/115VAC	500ms/230VAC • 500ms/115VAC
保持时间(Typ)/Duration (Typ)	60ms/230VAC • 12ms/115VAC	36ms/230VAC • 32ms/115VAC	36ms/230VAC • 32ms/115VAC

输入参数/input parameters	BPQ12-240	BPQ12-360	BPQ12-480
控制电压范围/Control voltage range	100 /240VAC	100 /240VAC	96 - 264VAC
频率范围/frequency range	50-60Hz		
效率(TYP)AC220V	87%	87%	87%
交流电流/AC current	2.8A @ 100VAC, 1.15A @ 230VAC	4.2A @ 100VAC, 1.75A @ 230VAC	5.4A @ 100VAC, 2.25A @ 230VAC
浪涌电流/surge current	110VAC/ 27A，220VAC/ 45A (环境温度25℃时)		
漏电流/Leakage current	<0.5mA/240VAC,50Hz		
输出参数			
直流电压/DC voltage	12V	12V	12V
输出电压范围/Output voltage range	额定输出电压可调范围 ±10%		
输出电流/Output current	20.00A	30.00A	40.00A
线性调整率/Linear adjustment rate	±0.5%		
负载调整率/load regulation	±1%		
纹波和噪声/Ripple and noise	100mVp-p	100mVp-p	100mVp-p
开机时间/Boot time	800ms/230VAC • 800ms/100VAC	800ms/230VAC • 800ms/100VAC	800ms/230VAC •800ms/100VAC
保持时间(Typ)/Duration (Typ)	24ms/230VAC • 24ms/115VAC	24ms/230VAC • 24ms/115VAC	24ms/230VAC •24ms/115VAC

保护/Protect

过负载/overload	115% ~ 150%, Automatic recovery 保护模式打嗝模式，异常条件移除后可自动恢复
过电压/Overvoltage	115% ~ 140%, Automatic recover)
过温度/over temperature	保护模式：关闭输出电压，当温度恢复正常后可自动恢复

安规/Safety regulations

安全规范/safety regulations	CE-EN60950,UL508,UL60950,TUV-60950
耐压/Pressure resistant	I/P-O/P:3KVA, I/P-FG: 1.5KVA, O/P-FG: 0.5KVA, Imin

电磁兼容性/electromagnetic compatibility

绝缘阻抗/Insulation resistance	I/P-O/P,I/P-FG,O/P-FG;100M Ohms/500VDC/25℃/70% RH
传导和辐射标准/Conducted and radiated standards	EN55011,EN55022,EN61000-4-2,3,4,5,6,8,11,EN61000-6-2
电磁兼容抗干扰度/Electromagnetic compatibility immunity	FCC PART 15 KN55015 KN61547

输出功率降额/Output power derating

A 输出功率降额对环境温度
Output power derating; Ambient temperature

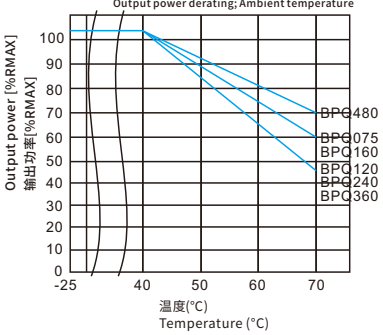

B 输出功率降额与输入电压
Output power derating and input voltage

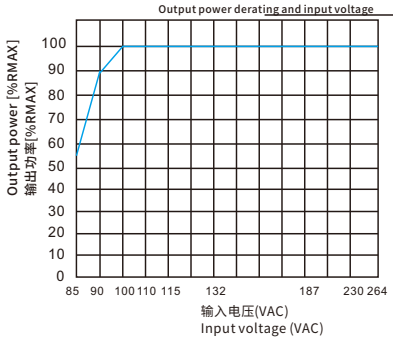

注：
除另有说明外，所有规格均在标称输入电压、满载、预热时间后+25℃下有效。
Note:
Unless otherwise stated, all specifications are valid at nominal input voltage, full load, warm-up time, and +25°C.

BPQ系列导轨式开关电源

功率范围：75-760W

外形尺寸图/ Dimensions

●BPQ(75-120W)　外形尺寸图/Dimensional drawing(mm)

BPQ12-75/BPQ12-120/BPQ12-160

BPQ24-75/BPQ24-120/BPQ24-160

BPQ36-75/BPQ36-120/BPQ36-160

BPQ48-75/BPQ48-120/BPQ48-160

接线与连接
Wiring and connections

输入 input		输出output	
L	线	V−	出−
N	中性	V+	出+
⏚	地线		

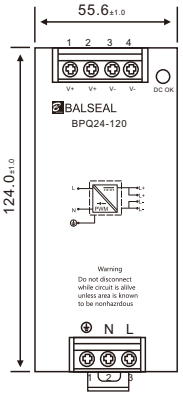

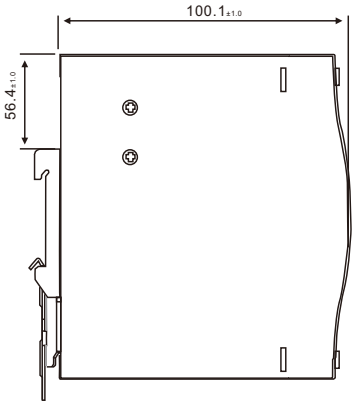

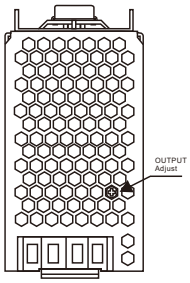

●BPQ(240-360W) 外形尺寸图/Dimensional drawing(mm)

BPQ12-240/BPQ12-360

BPQ24-240/BPQ24-360

BPQ36-240/BPQ36-360

BPQ48-240/BPQ48-360

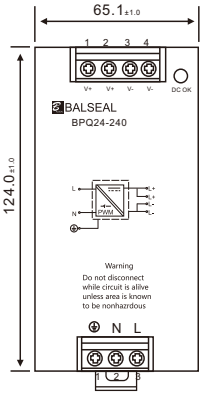

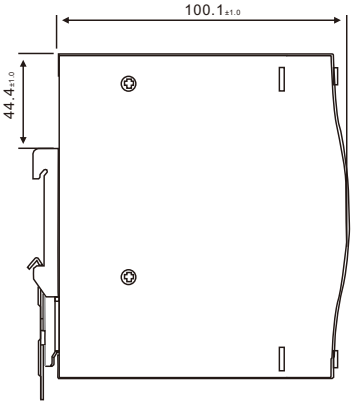

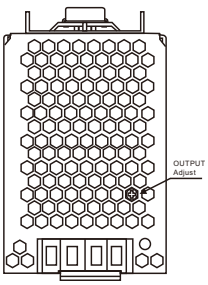

BPQ系列导轨式开关电源

功率范围：480-760W

●BPQ(480-760W) 外形尺寸图/Dimensional drawing(mm)

BPQ12-48/BPQ12-760

BPQ24-480/BPQ24-760

BPQ36-480/BPQ36-760

BPQ48-480/BPQ48-760

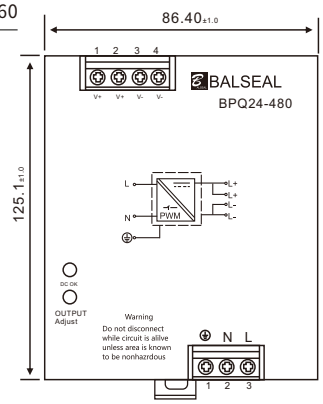

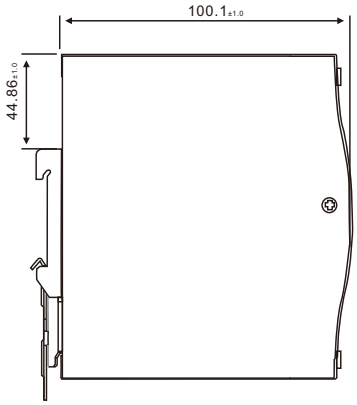

接线与连接
Wiring and connections

输入 input		输出output	
L	线	V-	出-
N	中性	V+	出+
⏚	地线		

产品保证/Product guarantee

·质量保证期限
开关电源的保证期为出厂后18个月
·保证范围
下述使用条件为无偿保证范围。但，输出功率的最大值应在“输出电流-使用环境温度特性”的范围以内使用。
1、平均使用环境温度（开关电源主体的环境温度）在40°C以下
2、平均负载率在80%以下
3、输入电压为额定输入电压
4、安装方法为标准安装状态
对于在上述保证期限内发生的故障，若属本公司的责任，将免费修理或者用替代品更换。
但，对于因产品的故障所引起的诱发损害不在保证之列。

·另，下述情况不属于保证范围，请注意。
1、使用者的不当使用，或未在规格范围内使用
2、未经由本公司的改造或修理
3、故障的原因非本公司开关电源所引起
4、其它原因、天灾等非本公司责任所引起的故障

• Warranty Period
The warranty period for the switching power supply is 18 months from the date of manufacture.
• Warranty Scope
The following usage conditions are covered by the warranty free of charge. However, the maximum output power should be used within the range of "output current - ambient temperature characteristics".
1. Average ambient temperature (ambient temperature of the switching power supply body) below 40°C
2. Average load rate below 80%
3. Input voltage is the rated input voltage
4. Installation method is standard installation condition.
For failures occurring within the above warranty period, if the failure is the responsibility of our company, we will repair it free of charge or replace it with a replacement.
However, damages induced by product failure are not covered by the warranty.
• Additionally, the following situations are not covered by the warranty. Please note:
1. Improper use by the user, or use outside the specifications.
2. Not modified or repaired by our company.
3. The cause of the failure is not caused by our switching power supply.
4. Failures caused by other reasons, natural disasters, or other reasons not attributable to our company.

安装方式/Installation method

Mounting

BPQ电源是专为安装在DIN轨道上。请允许最小可用空间为80毫米(3.15英寸)50毫米(1.97”)两侧为空气供电对流。将设备连接到DIN上钢轨，将夹子顶部钩在DIN钢轨上，然后向内推，直到你听到压入的声音。要移除，请使用绝缘平头夹的螺丝刀。
The BPQ power supply is designed for mounting on a DIN rail. Allow a minimum of 80 mm (3.15 inches) of space on each side for air convection. To attach the device to the DIN rail, hook the top of the clamp onto the rail and push it inwards until you hear a click. To remove, use an insulated flathead screwdriver.

Connect the power supply to the DIN rail.
将电源连接到DIN导轨上

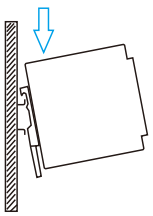

Fig. 2.1



Fig. 2.1

Remove the power supply from the DIN rail.
从DIN导轨上拆下电源

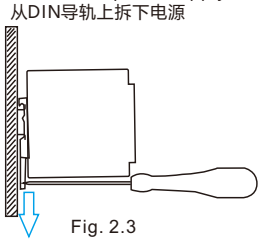

Fig. 2.3

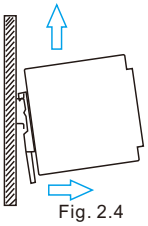

Fig. 2.4