BALSEAL

PUSH BUTTONS
BAMseries





BAM22 Series button set

Technical data

size

Height/Width/Appearance Drawing	mm
Dimensional drawing	mm

BAM22Z-10-R

Emergency stop button

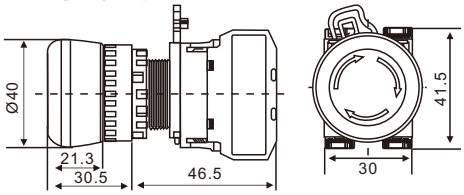

BAM22ZD-10-R 20

Emergency stop light button

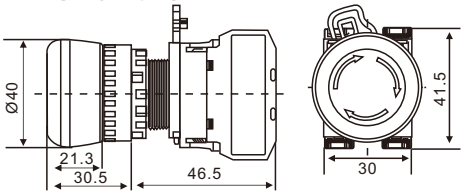

Ordering data

button aperture	Ø 22

color	Contact	Order model
●	1 NO	BAM22Z-10-R
●	1 NOI+ 1 NC	BAM22Z-11-R

color	Contact	Order model
●	1 NO	BAM22ZD-10-R 20
●	1 NO+ 1 NC	BAM22ZD-11-R 22

Indicator Light Parameter Comparison Table

Column names and voltages

code	18	19	20	21	22
type			AC · DC		
Voltage	6V	12V	24V	110V	220/240V

caption

Note: Pressing it will lock it in place. Pull it out or rotate it clockwise to reset it.

Model description

BAM22	Z	D	01	R	20
Series22	push button X：Knob Y：key button Z：stop button H：high button M：Mushroom button	light module D：With LED	Contact type 10：1NO 01：1NC 11：1NO+1NC 22：2NO+2NC	color R：red	lamp :V 22：AC/DC220/240V 21：AC/DC110V 20：AC/DC24V 19：AC/DC12V 18：AC/DC6V

BALSEAL

PUSH BUTTON Head
BAMseries





BAM22 Series button attachments

Ordering data

button aperture	Ø 22

Emergency stop button head

BAM22Z

color	Order model
●	BAM22Z-R

Emergency stop light button head

BAM22ZD

color	Order model
●	BAM22ZD-R

caption

Model Description

BAM22	Z	D	R
Series22	push button X：Knob Y：key button Z：stop button H：high button M：Mushroom button	light module D：With LED	color R：red

Size chart mm

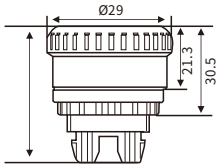

Emergency stop button head





BAM22 Series button attachments

Ordering data

button aperture	Ø 22

Mounting bracket

BA22-ZJ

color	Order model
Bracket	
●	BA22-ZJ

Single contact module

CB22-01

color	Order model
contact module	
1 NO	CB22-10
1 NC	CB22-01

caption

Size chart

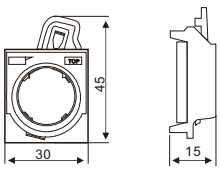

Mounting bracket

Size chart mm

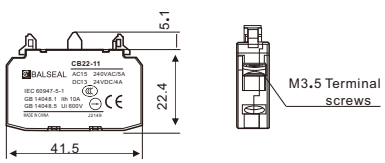

Single contact module