BALSEAL

PUSH BUTTON INDICATOR

BA control BOX series



Product Selection Manual

BALSEAL

- Small size and light weight
- Finger-safe screw terminals
- Protection level: Front panel:IP 65
- Combination contacts are more user-friendly
- Complete range of switches
- Conforms to international standards
- Safety locking structure design
- The indicator lights use a larger headlight cover for a wider field of view.
- Polished surface treatment reduces reflectivity.
- Compliant with CCC, CE, and RoHS standards

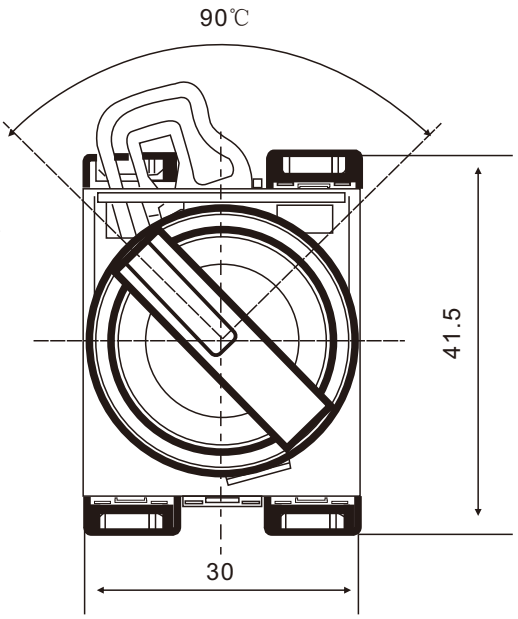



- IP 65 Waterproof design
- Modular design makes installation easier
- Polish the surface to reduce reflection.

BALSEAL

RoHS CE TÜV Rheinland

Technical parameters

Main parameters

Insulation resistance	100mΩ the following (DC500V Megger)	
Withstand voltage	between contacts:2500VAC/1minute	indicator light:2500VAC/1minute
Vibration resistant	Malfunction:5-55 Hz single amplitude 0.5mm	(Indicator lights, buttons, illuminated buttons, selector switches, and key switches)
	Malfunction:10-500 Hz single amplitude 0.35mm/acceleration 50m/s²	(emergency stop switch)
Durability	Durability:30 Hz single amplitude 1.5mm	(Indicator lights, buttons, illuminated buttons, selector switches, and key switches)
	Durability:10-500 Hz single amplitude 0.35mm /acceleration 50m/s²	(emergency stop switch)
Impact resistance	Malfunction:100m/s²	(Indicator lights, buttons, illuminated buttons, selector switches, and key switches)
	Durability:1000m/s²	
	Malfunction:150m/s²	(emergency stop switch)
	Durability:1000m/s²	
Mechanical life	250,000(single contact)	(emergency stop switch)
	Transient type:5000,000(single contact) 1000,000(double contact)	(Indicator lights, buttons, illuminated buttons)
	alternating type:250,000(single contact) 100,000(double contact)	
	250,000(single contact) 100,000(double contact)	(selector switch)
	250,000(single contact) 100,000(double contact)	(key switch)
Electrical life	100,000(single contact)	(emergency stop switch)
	100,000(single contact) 50,000(double contact)	(Buttons, illuminated buttons, selector switches, and key switches)

Contact characteristics

Rated insulation voltage	600V			
Rated current	10A			
Rated voltage	24V、	120V、	240V、	380V
AC(50/60Hz)				
resistive load (AC-12)	10A	10A	6A	2A
Inductive load (AC-15)	10A	6A	3A	1.9A
DC				
resistive load (AC-12)	8A	2.2A	1.1A	
Inductive load (AC-15)	4A	1.1A	0.55A	

LEDLamp parameters

Rated voltage	Voltage specification	Current consumption
6V	AC/DC	10mA (R,Y) \ 7mA (G,W,B)
12V	AC/DC	14mA (R,Y) \ 13mA (G,W,B)
24V	AC/DC	10mA (R,Y) \ 7mA (G,W,B)
110V	AC/DC	5mA
230V /240V	AC/DC	3mA

color

G green R red B blue
W White Y yellow K: black

Note: Parentheses in the table above "()" The inside contains color codes.
Yellow LEDs are used for indicator lights and white lighting for push-button switches.

Environmental parameters

working temperature	-20~+55℃(No icing	
Working humidity	45-85% (No)condensation	
working temperature	-20~+80℃	
Working humidity	90%RHthe following	
Protection level	in front of panel:IP65(IEC 60529)	terminal:IP20(IEC 60529)

Handle position and reset method

distinguish	reset mode				Key removal position						
	self-locking	self-recovery									
2 , 3Location											
X,choose button	2	0			A	B		D			
Y,key button											
L,Lself reset/R,Rself reset /F, (L/R) self reset	3	R	L	L/R	A	B	C	D	E	F	G

Note: Selecting a 90-degree key rotation angle is standard.

BALSEAL

PUSH BUTTONS
BAMseries





BAM22 Series button set

Technical data

size

Height/Width/Appearance Drawing	mm
Dimensional drawing	mm

BAM22-10-G

Flat Pushbuttons

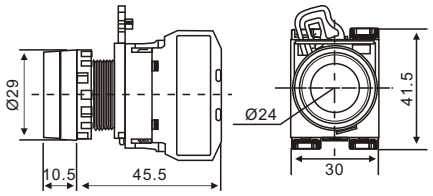

BAM22D-10-G 20

Illuminated Flush Pushbuttons

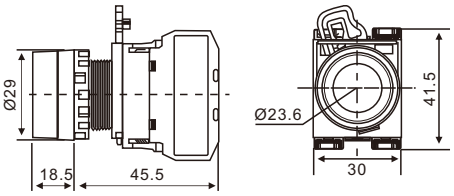

Ordering data

button aperture	Ø 22

color	Contact	Order model
self reset		
●	1 ON	BAM22-10-G
●	1 ON	BAM22-10-R
●	1 ON	BAM22-10-B
○	1 ON	BAM22-10-W
●	1 ON	BAM22-10-Y
●	1 ON	BAM22-10-K
●	1 ON +1 NC	BAM22-11-G
●	1 ON +1 NC	BAM22-11-R
●	1 ON +1 NC	BAM22-11-B
○	1 ON +1 NC	BAM22-11-W
●	1 ON +1 NC	BAM22-11-Y
●	1 ON +1 NC	BAM22-11-K

color	Contact	Order model
self reset		
●	1 ON	BAM22D-10-G 20
●	1 ON	BAM22D-10-R 20
●	1 ON	BAM22D-10-B 20
○	1 ON	BAM22D-10-W 20
●	1 ON	BAM22D-10-Y 20
●	1 ON	BAM22D-10-K
●	1 ON +1 NC	BAM22D-11-G 22
●	1 ON+1 NC	BAM22D-11-R 22
●	1 ON +1 NC	BAM22D-11-B 22
○	1 ON +1 NC	BAM22D-11-W 22
●	1 ON +1 NC	BAM22D-11-Y 22
●	1 ON +1 NC	BAM22D-11-K

Indicator Light Parameter Comparison Table

Column names and voltages

code	18	19	20	21	22
type			AC · DC		
Voltage	6V	12V	24V	110V	220/240V

caption

Model description

BAM22	T	D	10	G	20
Series22	Location selection T: Self-locking type	light module D: With LED	Contact type 10: 1NO 01: 1NC 11: 1NO+1NC 22: 2NO+2NC	color G: green R: red B: blue W: white Y: yellow K: black	lamp :V 22: AC/DC220/240V 21: AC/DC110V 20: AC/DC24V 19: AC/DC12V 18: AC/DC6V

BALSEAL

PUSH BUTTONS
BAMseries





BAM22 Series button set

Technical data

size

Height/Width/Appearance Drawing	mm
Dimensional drawing	mm

BAM22H-10-G
Flush Pushbuttons

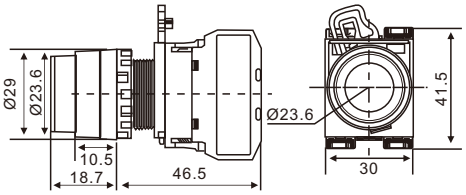

BAM22HD-10 G 20
Illuminated Extended Pushbuttons

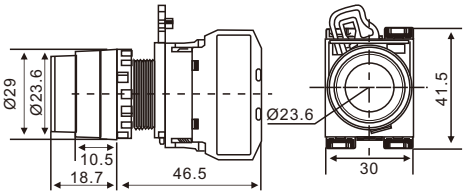

Ordering data

button aperture	Ø 22

color	Contact	Order model
self reset		
●	1 ON	BAM22H-10-G
●	1 ON	BAM22H-10-R
●	1 ON	BAM22H-10-B
○	1 ON	BAM22H-10-W
●	1 ON	BAM22H-10-Y
●	1 ON	BAM22H-10-K
●	1 ON+ 1 NC	BAM22H-11-G
●	1 ON+ 1 NC	BAM22H-11-R
●	1 ON +1 NC	BAM22H-11-B
○	1 ON+ 1 NC	BAM22H-11-W
●	1 ON +1 NC	BAM22H-11-Y
●	1 ON +1 NC	BAM22H-11-K

color	Contact	Order model
self reset		
●	1 ON	BAM22HD-10-G 20
●	1 ON	BAM22HD-10-R 20
●	1 ON	BAM22HD-10-B 20
○	1 ON	BAM22HD-10-W 20
●	1 ON	BAM22HD-10-Y 20
●	1 ON	BAM22HD-10-K
●	1 ON +1 NC	BAM22HD-11-G 22
●	1 ON+1 NC	BAM22HD-11-R 22
●	1 ON +1 NC	BAM22HD-11-B 22
○	1 ON +1 NC	BAM22HD-11-W 22
●	1 ON +1 NC	BAM22HD-11-Y 22
●	1 ON +1 NC	BAM22HD-11-K

Indicator Light Parameter Comparison Table

Column names and voltages

code	18	19	20	21	22
type			AC · DC		
Voltage	6V	12V	24V	110V	220/240V

caption

Model description

BAM22	H	T	D	10	G	20
Series22	Form choice X: Knob Y: key button Z: stop button H: high button M: Mushroom button	Location selection T: Maintained	light module D: With LED	Contact type 10: 1NO 01: 1NC 11: 1NO+1NC 22: 2NO+2NC	color G: green R: red B: blue W: white Y: yellow K: black	lamp :V 22: AC/DC220/240V 21: AC/DC110V 20: AC/DC24V 19: AC/DC12V 18: AC/DC6V

BALSEAL

PUSH BUTTONS
BAMseries





BAM22 Series button set

Technical data

size

Height/Width/Appearance Drawing	mm
Dimensional drawing	mm

BAM22X2-10-K

2P Selector Switches

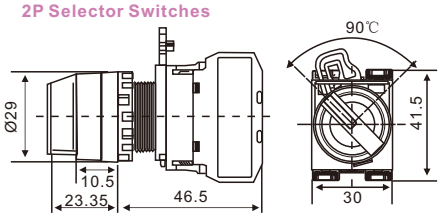

BAM22X3-10-K

3 P Selector Switches

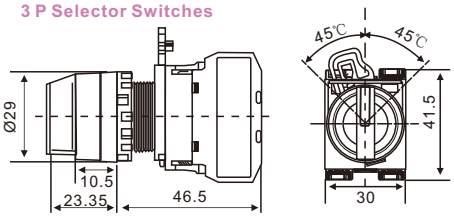

Ordering data

button aperture	Ø 22

color	Contact	Order model
2 Position		
2 Position	1 NO	BAM22X2-10-K
2 Position	1 NC	BAM22X2-01-K
2 Position/L/Momentary	1 NO	BAM22X2L-10-K
2 Position/R/Momentary	1 NC	BAM22X2R-01-K
2 Position	1 NO+1 NC	BAM22X2-11-K
2 Position/L/Momentary	1 NO+1 NC	BAM22X2L-11-K
2 Position/R/Momentary	1 NO+1 NC	BAM22X2R-11-K

color	Contact	Order model
3 Position		
3 Position	1 NO	BAM22X3-10-K
3 Position	1 NC	BAM22X3-01-K
3 Position /L/Momentary	1 NO	BAM22X3L-10-K
3 Position/R/Momentary	1 NC	BAM22X3R-01-K
3 Position/L/R/Momentary	1 NC	BAM22X3F-01-K
3 Position	1 NO+1NC	BAM22X3-11-K
3 Position/L/Momentary	1 NO+1NC	BAM22X3L-11-K
3 Position/R/Momentary	1 NO+1NC	BAM22X3R-11-K
3 Position/L/R/Momentary	1 NO+1NC	BAM22X3F-11-K

Indicator Light Parameter Comparison Table

2 Positions/Movement Description



Maintainde　　Momentary

3 Positions/Movement Description



Maintained　　L-Momentary Right Maintained　　R-Momentary Left Maintained　　L/R-Momentary

caption

Model description

BAM22	X	2	L	D	10	G	20
Series22	Form choice	Location selection	Location selection	light module	Contact type	color	lamp :V
	X: Selector Switches Y: key Switch Z: Emergency Stop SWitchies H: Flush Pushbuttons M: Mushroom head Pushbuttons	2: 2Position 3: 3Position	NO: default L: L-Momentary R: R-Momentary F: L/R-Momentary	D: With LED	10: 1NO 01: 1NC 11: 1NO+1NC 22: 2NO+2NC	G: green R: red B: blue W: white Y: yellow K: black	22: AC/DC220/240V 21: AC/DC110V 20: AC/DC24V 19: AC/DC12V 18: AC/DC6V

BALSEAL

PUSH BUTTONS
BAMseries





BAM22 Series button set

Technical data

size

Height/Width/Appearance Drawing	mm
Dimensional drawing	mm

BAM22X2D-10-R 22

2 Position lamp knob

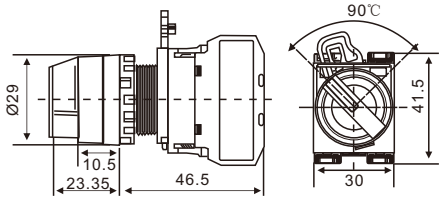

BAM22X3D-10-G 22

3 Position lamp knob

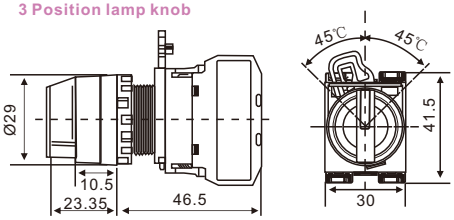

Ordering data

button aperture	Ø 22

color	Contact	Order model
2 Position lamp		
2 Position	1 NO	BAM22X2D-10-R 22
2 Position	1 NC	BAM22X2D-01-R 22
2 Position/L/self reset	1 NO	BAM22X2LD-10-R 22
2 Position/R/self reset	1 NC	BAM22X2RD-01-R 22
2 Position	1 NO +1 NC	BAM22X2D-11-R 22
2 Position/L/self reset	1 NO+1 NC	BAM22X2LD-11-R 22
2 Position/R/self reset	1 NO+1 NC	BAM22X2RD-11-R 22

color	Contact	Order model
3 Position lamp		
3 Position	1 NO	BAM22X3D-10-G 22
3 Position	1 NC	BAM22X3D-01-G 22
3 Position/L/self reset	1 NO	BAM22X3LD-10-G 22
3 Position/R/self reset	1 NC	BAM22X3RD-01-G 22
3 Position/L/R/self reset	1 NC	BAM22X3FD-01-G 22
3 Position	1 NO+1NC	BAM22X3D-11-G 22
3 Position/L/self reset	1 NO+1NC	BAM22X3LD-11-G 22
3 Position/R/self reset	1 NO+1NC	BAM22X3RD-11-G 22
3 Position/L/R/self reset	1 NO+1NC	BAM22X3FD-11-G 22

Indicator Light Parameter Comparison Table

Column names and voltages

code	18	19	20	21	22
type			AC · DC		
Voltage	6V	12V	24V	110V	220/240V

caption

Model description

2 Positions/Movement Description

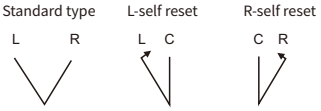

3 Positions/Movement Description

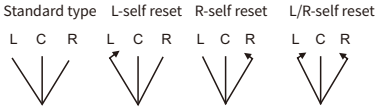

BAM22	X	2	L	D	10	G	20
Series22	Form choice	Location selection	Location selection	light module	Contact type	color	lamp :V
	X: Selector Switches Y: key Switch Z: Emergency Stop SWitchies H: Flush Pushbuttons M: Mushroom head Pushbuttons	2: 2Position 3: 3Position	NO: default L: L-Momentary R: R-Momentary F: L/R-Momentary	D: With LED	10: 1NO 01: 1NC 11: 1NO+1NC 22: 2NO+2NC	G: green R: red B: blue W: white Y: yellow K: black	22: AC/DC220/240V 21: AC/DC110V 20: AC/DC24V 19: AC/DC12V 18: AC/DC6V

BALSEAL

PUSH BUTTONS
BAMseries





BAM22 Series button set

Technical data

size

Height/Width/Appearance Drawing	mm
Dimensional drawing	mm

BAM22Y2-10

2 Position key button

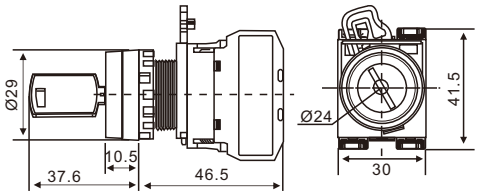

BAM22Y3-10

3 Position key button

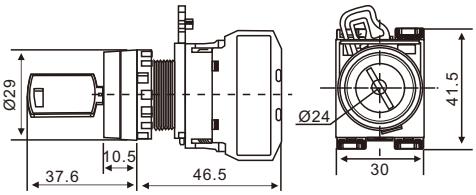

Ordering data

button aperture	Ø 22

color	Contact	Order model
2 Position key button		
2 Position	1 NO	BAM22Y2-10
2 Position	1 NC	BAM22Y2-01
2 Position/L/self reset	1 NO	BAM22Y2L-10
2 Position/R/self reset	1 NC	BAM22Y2R-01
2 Position	1 NO+ 1 NC	BAM22Y2-11
2 Position/L/self reset	1 NO +1NC	BAM22Y2L-11
2 Position/R/self reset	1 NO+ 1 NC	BAM22Y2R-11

color	Contact	Order model
3 Position key button		
3 Position	1 NO	BAM22Y3-10
3 Position	1 NC	BAM22Y3-01
3 Position/L/self reset	1 NO	BAM22Y3L-10
3 Position/R/self reset	1 NC	BAM22Y3R-01
3 Position/L/R/self reset	1 NC	BAM22Y3F-01
3 Position	1 NO+ 1 NC	BAM22Y3-11
3 Position/L/self reset	1 NO+ 1 NC	BAM22Y3L-11
3 Position/R/self reset	1 NO+ 1NC	BAM22Y3R-11
3 Position/L/R/self reset	1NO+ 1 NC	BAM22Y3F-11

Indicator Light Parameter Comparison Table

2 Positions/Movement Description

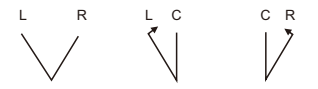

Standard type　L-self reset　R-self reset

3 Positions/Movement Description



Standard type　L-self reset　R-self reset　L/R-self reset

caption

Model description

BAM22 Y 2 L 10 A

- BAM22 — Series22
- Y — push button: X: Knob; Y: key button; Z: stop button; H: high button; M: Mushroom button
- 2 — Location selection: 2: 2Position; 3: 3Position
- L — Location selection: No: default; L: L-self reset; R: R-self reset; F: L/R-self reset
- 10 — Contact type: 10: 1NO; 01: 1NC; 11: 1NO+1NC; 22: 2NO+2NC
- A — Key removal position: A: left side; B: middle; C: right side

BALSEAL

PUSH BUTTONS
BAMseries





BAM22 Series button set

Technical data

size

Height/Width/Appearance Drawing	mm
Dimensional drawing	mm

BAM22M-10-G

Mushroom button

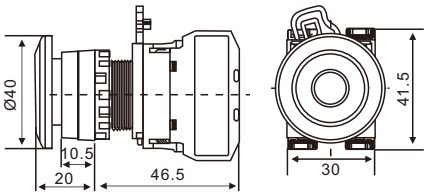

BAM22MD-10-G 20

Mushroom lamp button

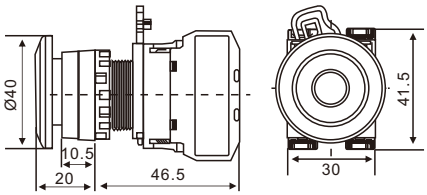

Ordering data

button aperture	Ø 22

color	Contact	Order model	color	Contact	Order model
●	1 NO	BAM22M-10-G	●	1 NO	BAM22MD-10-G 20
●	1 NO	BAM22M-10-R	●	1 NO	BAM22MD-10-R 20
●	1 NO	BAM22M-10-B	●	1 NO	BAM22MD-10-B 20
○	1 NO	BAM22M-10-W	○	1 NO	BAM22MD-10-W 20
●	1 NO	BAM22M-10-Y	●	1 NO	BAM22MD-10-Y 20
●	1 NO	BAM22M-10-K	●	1 NO	BAM22MD-10-K
●	1 NO+ 1 NC	BAM22M-11-G	●	1 NO+ 1 NC	BAM22MD-11-G 22
●	1 NO+ 1 NC	BAM22M-11-R	●	1 NO+ 1 NC	BAM22MD-11-R 22
●	1 NO+ 1 NC	BAM22M-11-B	●	1 NO+ 1 NC	BAM22MD-11-B 22
○	1 NO+ 1 NC	BAM22M-11-W	○	1 NO+ 1 NC	BAM22MD-11-W 22
●	1 NO+ 1 NC	BAM22M-11-Y	●	1 NO+ 1 NC	BAM22MD-11-Y 22
●	1 NO+ 1 NC	BAM22M-11-K	●	1 NO+ 1 NC	BAM22MD-11-K

Indicator Light Parameter Comparison Table

Column names and voltages

code	18	19	20	21	22
type			AC · DC		
Voltage	6V	12V	24V	110V	220/240V

caption

Model description

BAM22	M	T	D	10	G	20
Series22	push button X：Knob Y：key button Z：stop button H：high button M：Mushroom button	Location selection T:Self-locking type	light module D:With LED	Contact type 10：1NO 01：1NC 11：1NO+1NC 22：2NO+2NC	color G：green R：red B：blue W：white Y：yellow K：black	lamp :V 22：AC/DC220/240V 21：AC/DC110V 20：AC/DC24V 19：AC/DC12V 18：AC/DC6V

BALSEAL

PUSH BUTTONS
BAMseries





BAM22 Series button set

Technical data

size

Height/Width/Appearance Drawing	mm
Dimensional drawing	mm

BAM22Z-10-R

Emergency stop button

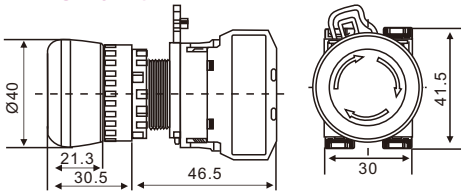

BAM22ZD-10-R 20

Emergency stop light button

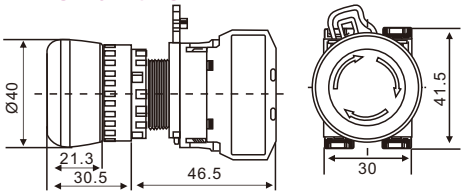

Ordering data

button aperture	Ø 22

color	Contact	Order model
●	1 NO	BAM22Z-10-R
●	1 NOI+ 1 NC	BAM22Z-11-R

color	Contact	Order model
●	1 NO	BAM22ZD-10-R 20
●	1 NO+ 1 NC	BAM22ZD-11-R 22

Indicator Light Parameter Comparison Table

Column names and voltages

code	18	19	20	21	22
type			AC · DC		
Voltage	6V	12V	24V	110V	220/240V

caption

Note: Pressing it will lock it in place. Pull it out or rotate it clockwise to reset it.

Model description

BAM22	Z	D	01	R	20
Series22	push button X：Knob Y：key button Z：stop button H：high button M：Mushroom button	light module D：With LED	Contact type 10：1NO 01：1NC 11：1NO+1NC 22：2NO+2NC	color R：red	lamp :V 22：AC/DC220/240V 21：AC/DC110V 20：AC/DC24V 19：AC/DC12V 18：AC/DC6V

BALSEAL

PUSH BUTTON Head
BAMseries





flat head button head

Button head with light

BAM22 Series button attachments

Ordering data	
button aperture	Ø 22

BAM22-G

color	Order model
self reset	
●	BAM22-G
●	BAM22-R
●	BAM22-B
○	BAM22-W
●	BAM22-Y
●	BAM22-K

BAM22D-G

color	Order model
self reset	
●	BAM22D-G 20
●	BAM22D-R 20
●	BAM22D-B 20
○	BAM22D-W 20
●	BAM22D-Y 20
●	BAM22D-K

caption

Model Description

BAM22 — Series22

T — Location selection
- T: Self-locking type

D — light module
- D: With LED

G — color
- G: green
- R: red
- B: blue
- W: white
- Y: yellow
- K: black

Size chart mm

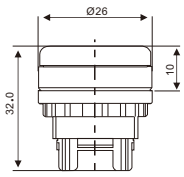

flat head button head

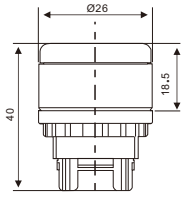

Button head with light





High position button head

High position illuminated button head

BAM22 Series button attachments

Ordering data	
button aperture	Ø 22

BAM22H-G

color	Order model
self reset	
●	BAMH22-G
●	BAMH22-R
●	BAMH22-B
○	BAMH22-W
●	BAMH22-Y
●	BAMH22-K

BAM22HD-G

color	Order model
self reset	
●	BAM22HD-G
●	BAM22HD-R
●	BAM22HD-B
○	BAM22HD-W
●	BAM22HD-Y
●	BAM22HD-K

caption

Model description

BAM22 — Series22

H — Form choice
- X: Knob
- Y: key button
- Z: stop button
- H: high button
- M: Mushroom button

T — Location selection
- T: Self-locking type

D — light module
- D: With LED

G — color
- G: green
- R: red
- B: blue
- W: white
- Y: yellow
- K: black

Size chart mm

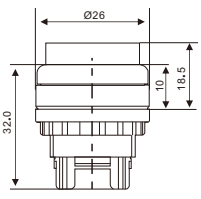

High position button head

BALSEAL

PUSH BUTTON Head
BAMseries





BAM22 Series button attachments

Ordering data

button aperture	Ø 22

2 Position knob Head

BAM22X-K

color	Order model
self reset	
	BAM22X2-G
	BAM22X2-R
	BAM22X2-B
	BAM22X2-W
	BAM22X2-Y
	BAM22X2-K

2 Position knob Head

BAM22XD-K

color	Order model
self reset	
	BAM22DX2-G
	BAM22DX2-R
	BAM22DX2-B
	BAM22DX2-W
	BAM22DX2-Y
	BAM22DX2-K

caption

Model Description

BAM22	X	2	L	D	G
Series22	Form choice: X: Knob; Y: key button; Z: stop button; H: high button; M: Mushroom button	Location selection: 2: 2Position; 3: 3Position	Location selection: NO:default; L: L-self reset; R: R-self reset; F: L/R-self reset	light module: D: With LED	color: G: green; R: red; B: blue; W: white; Y: yellow; K: black

Size chart mm

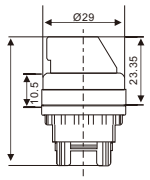

·Flat head button head
·button head with light





BAM22 Series button attachments

Ordering data

button aperture	Ø 22

3 Position knob Head

BAM22X3-K

color	Order model
self reset	
	BAM22X3-G
	BAM22X3-R
	BAM22X3-B
	BAM22X3-W
	BAM22X3-Y
	BAM22X3-K

3 Position lamp knob Head

BAM22X3D-K

color	Order model
self reset	
	BAM22X3D-G
	BAM22X3D-R
	BAM22X3D-B
	BAM22X3D-W
	BAM22X3D-Y
	BAM22X3D-K

caption

Model description

BAM22	X	3	L	D	G
Series22	Form choice: X: Knob; Y: key button; Z: stop button; H: high button; M: Mushroom button	Location selection: 2: 2Position; 3: 3Position	Location selection: NO:default; L: L-self reset; R: R-self reset; F: L/R-self reset	light module: D: With LED	color: G: green; R: red; B: blue; W: white; Y: yellow; K: black

Size chart mm

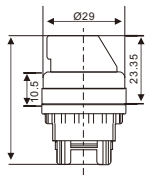

·Flat head button head
·button head with light

BALSEAL

PUSH BUTTON Head
BAMseries





BAM22 Series button attachments

Ordering data

button aperture	Ø 22

2 Position key button

BAM22Y2

color	Order model
2 Position key button	
2 Position	BAM22Y2
2 Position	BAM22Y2
2 Position/L/self reset	BAM22Y2L
2 Position/R/self reset	BAM22Y2R

3 Position key button

BAM22Y3

color	Order model
3 Position key button	
3 Position	BAM22Y3
3 Position	BAM22Y3
3 Position/L/self reset	BAM22Y3L
3 Position/R/self reset	BAM22Y3R
3 Position/L/R/self reset	BAM22Y3F

caption

Model Description

BAM22	Y	2	L	A
Series22	push button X：Knob Y：key button Z：stop button H：high button M：Mushroom button	Location selection 2：2Position 3：3Position	Location selection No：default L：L-self reset R：R-self reset F：L/R-self reset	Key removal position A：left side B：middle C：right side

Size chart mm

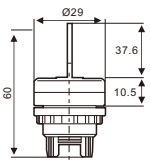

key button head





BAM22 Series button attachments

Ordering data

button aperture	Ø 22

Mushroom button

BAM22M

color	Order model
self reset	
	BAM22M-G
	BAM22M-R
	BAM22M-B
	BAM22M-W
	BAM22M-Y
	BAM22M-K

Mushroom lamp button

BAM22MD

color	Order model
self reset	
	BAM22MD-G
	BAM22MD-R
	BAM22MD-B
	BAM22MD-W
	BAM22MD-Y
	BAM22MD-K

caption

Model description

BAM22	M	T	D	G
Series22	push button X：Knob Y：key button Z：stop button H：high button M：Mushroom button	Location selection T：Self-locking type	light module D：With LED	color G：green R：red B：blue W：white Y：yellow K：black

Size chart mm

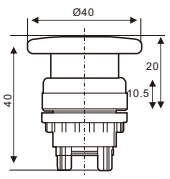

Mushroom Button

BALSEAL

PUSH BUTTON Head
BAMseries





BAM22 Series button attachments

Ordering data

button aperture	Ø 22

Emergency stop button head

BAM22Z

color	Order model
●	BAM22Z-R

Emergency stop light button head

BAM22ZD

color	Order model
●	BAM22ZD-R

caption

Model Description

BAM22	Z	D	R
Series22	push button X：Knob Y：key button Z：stop button H：high button M：Mushroom button	light module D：With LED	color R：red

Size chart mm

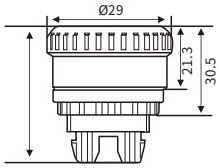

Emergency stop button head





BAM22 Series button attachments

Ordering data

button aperture	Ø 22

Mounting bracket

BA22-ZJ

color	Order model
Bracket	
●	BA22-ZJ

Single contact module

CB22-01

color	Order model
contact module	
1 NO	CB22-10
1 NC	CB22-01

caption

Size chart

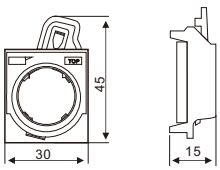

Mounting bracket

Size chart mm

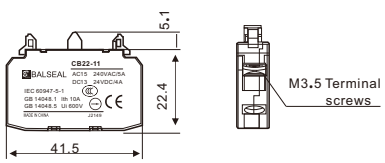

Single contact module

BALSEAL

PUSH BUTTON Head
BAMseries





BAM22 Series button attachments

Ordering data

button aperture	Ø 22

caption

Single contact module

CB22-02

color	Order model
Dual-group contacts	
2NO	CB22-20
2NO	CB22-02

Dimensional drawing mm

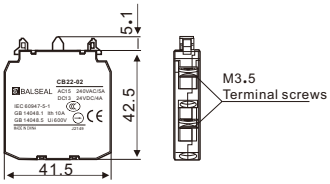

Dual contact module

Single contact module

CB22-11

color	Order model
Dual-group contacts	
1 NO+ 1 NC	CB22-11

Dimensional drawing mm

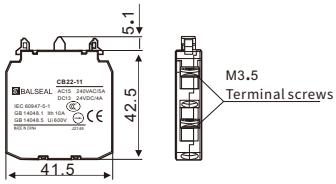

Dual contact module





BAM22 Series button attachments

Ordering data

button aperture	Ø 22

caption

LED Lamp holder

CD22-ADZ

color	Order model
●	CD22-ADZ

Dimensional drawing

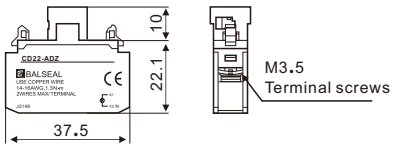

LED Lamp holder

LED lamp beads

CD22-G20

color	Voltage	Order model
G ●	18:AC/DC6V, 19:AC/DC12V, 20:AC/DC24V, 21:AC/DC110V, 22:AC/DC220/240V	CD22ADN-G-20
R ●		CD22ADN-R-20
B ●		CD22ADN-B-20
W ○		CD22ADN-W-20
Y ●		CD22ADN-Y-20

Dimensional drawing mm

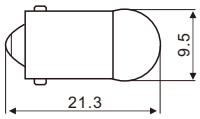

LED light

PUSH BUTTON

appendix •
BAMseries •



socket wrench



Emergency stop protective cover

BAM22 Series button accessories	F22-T	F22-ZQ
Ordering data	Order model	Order model
button aperture Ø 22	Used to secure the button head	Prevent malfunction
Accessory model	wrench F22-T	Emergency stop protective cover F22-ZQ

illustrate

Dimensional drawing mm

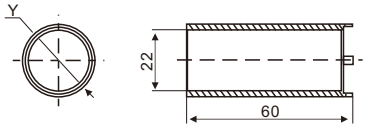

socket wrench

Dimensional drawing mm

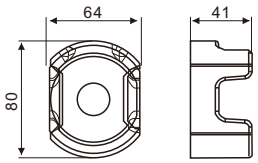

Emergency stop protective cover



Emergency stop warning sign



sign frame

BAM22 Series button accessories	F-ZB	F22-B45
Ordering data	Order model	Order model
button aperture Ø 22		
Warnings and signs	● F-ZB	small sign F22-B45 big sign F22-B51

It is mounted on the back of the emergency stop button for easy visibility. Diameter 60mm

illustrate

Dimensional drawing

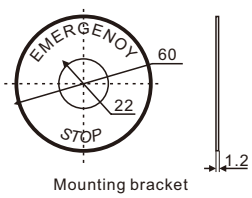

Mounting bracket

Dimensional drawing mm

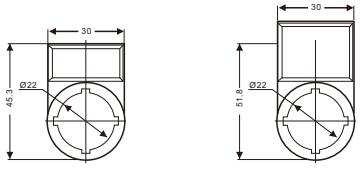

small sign

big sign