BALSEAL

Integrity, Reliability & Sustainability

Tower Light / Signal Tower Light

BAL series



- Multiple sizes including 45mm and 55mm are available for selection.
- Multiple specifications of high-brightness LED beads are optional.
- Various mounting brackets in different specifications are provided to meet your diverse installation requirements.
- LED modules in multiple colors support free combination and matching.

BALSEAL®

Signal Tower Light
BAL50series



Product Features

- Integrated Fixed-Layer Signal Tower Light
- - With Buzzer
- - IP Rating: Ip54
- - Lens: PC (Polycarbonate)
- - Housing: ABS (Acrylonitrile Butadiene Styrene)

Model

Corresponding Item No.	BAL50-□	□	□	□	□	/□	/□	/□	/□
Series Code		1	2	3	4	5	6	7	8	9

1-5	Color:	Green:G ● Red: R ● Blue:B ● White:W ○ Yellow:Y ●
6	Sound Emission Mode:	None: No Sound A:Continuous B:Intermittent
7	Voltage Specification	19:DC12V, 20:DC24V, 22:90-250VAC
8	Mounting Bracket	LC:Standard Type、LB:Nut Side Mounting、LJ:Base Side Mounting
9	Straight Rod Length	None:250mm 10:100mm 20:200mm 30:300mm

Customization Scope for Customers:Non-standard length of aluminum rodLength of power cord and signal wire1m, 2m, 3m insulated rubber cable

Rated Parameters

Layer Quantity	Voltage	Current		Weight	Color
		LED	Buzzer	LED+Buzz	
1	DC12V	60	50	190g+10g	
	DC24V	20	50	190g+10g	
2	DC12V	120	50	220g+10g	
	DC24V	40	50	190g+10g	
3	DC12V	180	50	250g+10g	
	DC24V	60	50	190g+10g	
4	DC12V	240	50	280g+10g	
	DC24V	80	50	190g+10g	
5	DC12V	300	50	310g+10g	
	DC24V	100	50	190g+10g	

Wiring Diagram

LED Module

LEDModule color	Signal Wire Color	Signal Wire Current
Red	Red	60mA(20mA)
Yellow	Yellow	60mA(20mA)
Green	Green	30mA(20mA)
Blue	Blue	30mA(20mA)
White	White	30mA(20mA)
Buzzer	Orange	50mA(50mA)

Transistor (NPN/PNP)

Current Capacity	Ic≥100mA
Withstand Voltage	Vc≥35V
Leakage Current	<0.1mA

Wiring Schematic Diagram

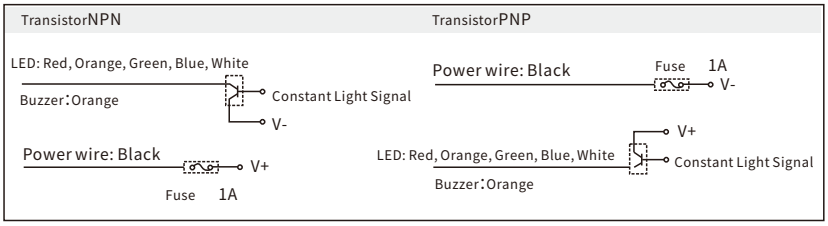

Installation Dimensions

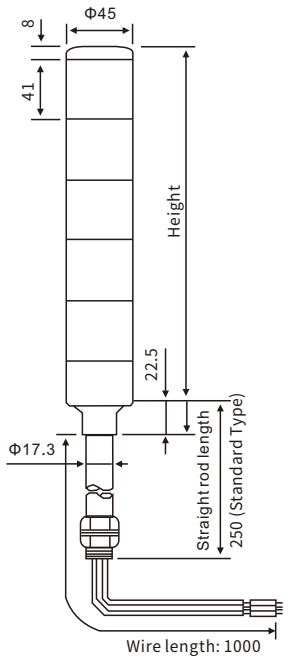

Height (mm)
1 layer: 99.0
2 layer: 140.0
3 layer: 181.0
4 layer:222.0
5 layer:263.0

Signal Tower Light
BAL50 Series Accessories

Mounting Bracket

- Suitable for BAL50 and BAL52 series warning lights

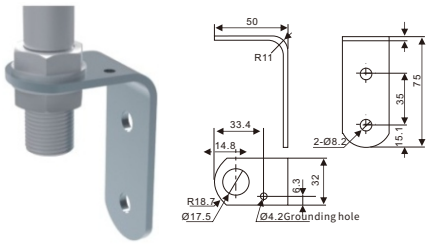

LB-A1

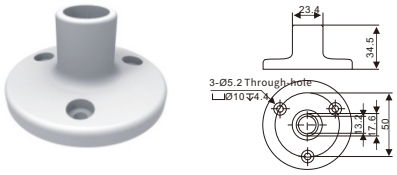

LC-B1

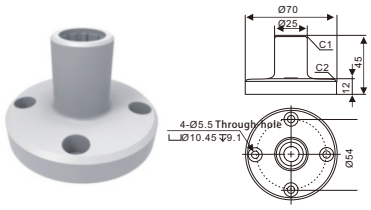

LC-B2

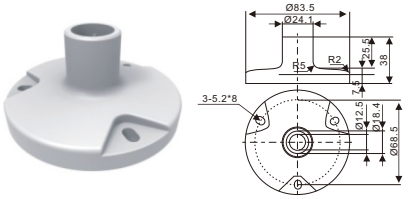

LC-B3

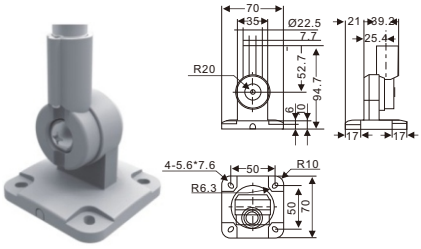

LJ-A4

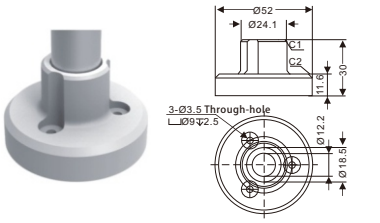

LC-B4

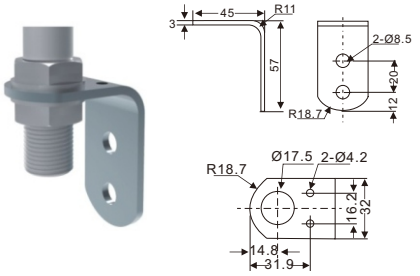

LB-A2

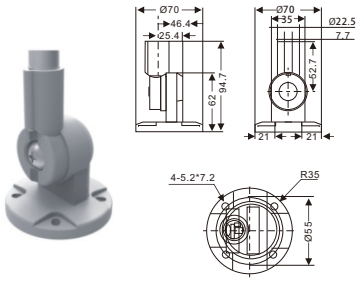

LJ-A3

BALSEAL®

Signal Tower Light
BAL90 Single Lamp Series



Features

- High-brightness LED
- Compact Design
- Smooth lampshade, dust-resistant
- Buzzer type, Ip42
- Lampshade: PC
- Housing: Pa66

Model

Corresponding Item No.	BAL90-□/□/□/□ Series Code 1 2 3 4				
1	Color:	Green:G	Red: R	Blue:B	White:W ○ Yellow:Y
2	Sound Emission Mode:	None: No Sound	A:Continuous	B:Intermittent	
3	Voltage Specification	19:DC12V,	20:DC24V,	22:90-250VAC	
4	Light Source Mode	I:Steady On	F:Rotating Flash	S:Flashing	

Notes: Standard version is in color; transparent version is optional, indicated by C.

Mounting Dimensions

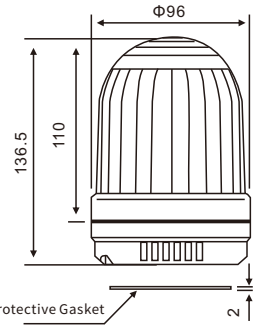

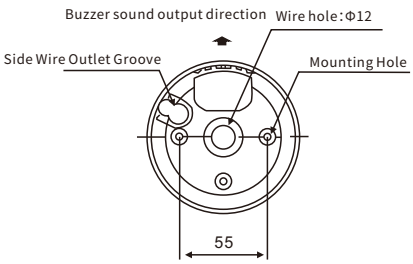

Rated Parameters

Model	Voltage	Current LED	Current Buzzer Current (mA)	Weight LED + Buzzer	Frequency	Color
BAL90	DC12V	130	20	230g(240g)	Flashing	
	DC24V	40	20	230g(240g)	100 times/min	
	DC12V	25	20	310g+10g	Rotating Light	
	DC24V	20	20	190g+10g	100Rotating/min	

Wiring Diagram

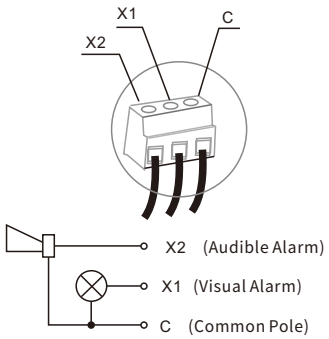



Signal Tower Light
BAL90 Series Accessories

Mounting Bracket

- Suitable for BAL90 series warning lights

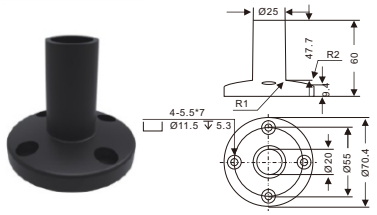

LD-A1

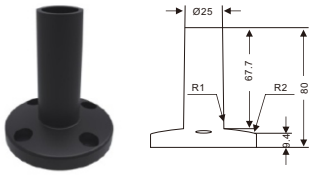

Except for the height, other dimensions are the same as A1.

LD-B1

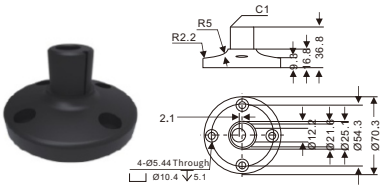

LD-B2

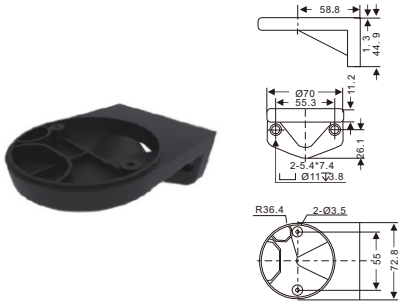

LD-B3

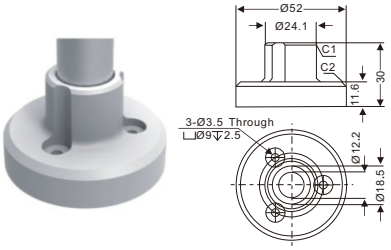

LC-B4

BALSEAL®

Signal Column **Warning Light**

BAL52 Series



Features

- Single-layer Multi-color Premium Size
- High-brightness LED Beads
- Multiple specifications of mounting brackets to meet your different installation requirements

Model column name

Corresponding No. / Number	BAL52-□□□/□/□/□ Series Code 1 2 3 4 5 6			
1-3 Collor	Green: G	Red: R	Yellow: Y	
4 Sound Emission Mode	None: No sound	A: Continuous	B: Intermittent	
5 Voltage Specification	20: DC24V			
6 Mounting Bracket	LC: Standard type、LB: Nut side mounting、LJ: Base side mounting			
7 Straight rod length	10: 100mm	20: 200mm	30: 300mm	

Custom range: 1. LOGO with light 2. Wire length 3. Other color combinations

Wiring Schematic Diagram

Always-on / With Buzzer Type

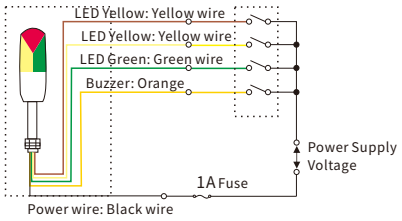

Rated Parameters

Number of layers	Voltage	Current (mA)		Weight	Color
		LED	Buzzer current (mA)	Always On + Buzzer	
1	DC24V	20	20	260g+10g	

Wiring Diagram

LED Module

LEDModule color	Signal wire color	Signal Wire Current	Peak Current
Red	Red	30mA	(20mA)
Yellow	Yellow	30mA	(20mA)
Green	Green	30mA	(20mA)
Buzzer	Orange	20mA	(400mA)

Transistor (NPN/PNP)	
Current Capacity	Ic≥100mA
Withstand Voltage	VC≥35V
Leakage Current	<0.1mA

Voltage	Fuse
All voltages	1A

- All voltage fuses: 1A
- DC power supply is non-polar (no positive or negative polarity distinction).
- Products without a buzzer are not equipped with buzzer signal wires.
- Power cord and signal wire: lead-out type (AWG22 wire specification)

Wiring Schematic Diagram

TransistorNPN

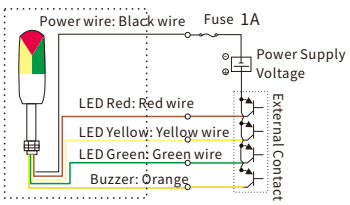

TransistorPNP

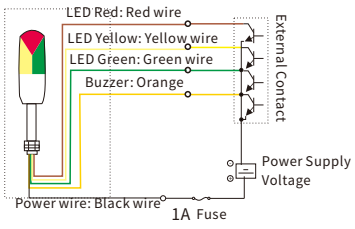

Installation Dimensions

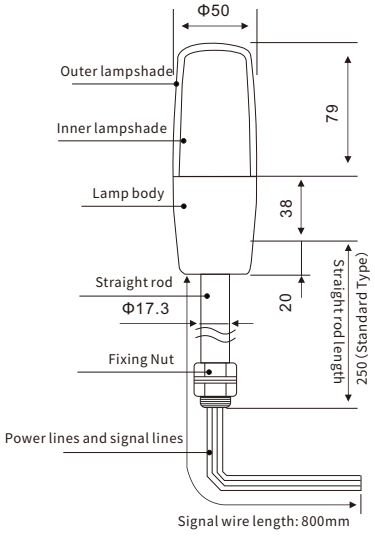

BALSEAL®

Signal Column **Warning Light**

BAL30 Series



Features

- 25mm Precision Size
- High-brightness LED beads
- Multi-color LED modules for free combination
- Various specifications of mounting brackets to meet your different installation requirements

Model column name

Corresponding No. / Number	BAL30-□□□□□/□/□/□ Series Code 1 2 3 4 5 6 7 8					
1-5 Color:	Green: G	Red: R	Blue: B	White: W	Yellow: Y	
6 Voltage Specification	19: DC12V,	20: DC24V,				
7 Mounting Bracket	LC: Standard Type	LB-A2: Nut Side Mounting				
8 Lamp body color	None: Black	A: Silver				

Customization scope for users: Non-standard length of aluminum rod Wire length

Rated Parameters

Number of layers	Voltage	Current (mA)	Weight	Color
1	DC12V	30	210g	
	DC24V	20	210g	
2	DC12V	60	220g	
	DC24V	40	220g	
3	DC12V	90	230g	
	DC24V	60	230g	
4	DC12V	120	240g	
	DC24V	80	240g	
5	DC12V	150	250g	
	DC24V	100	250g	

Wiring Diagram

LED Module

LED Module Color	Signal wire color	Signal wire current 12V/24V
Red	Red	30mA(20mA)
Yellow	Orange	30mA(20mA)
Green	Green	30mA(20mA)
Blue	Blue	30mA(20mA)
White	White	30mA(20mA)

Transistor (NPN/PNP)	
Current Capacity	Ic≥100mA
Withstand Voltage	VC≥35V
Leakage Current	<0.1mA

Voltage	Fuse
All voltages	1A

Wiring Schematic Diagram

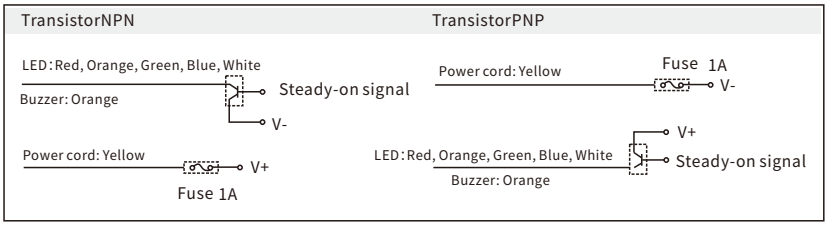

Installation Dimensions

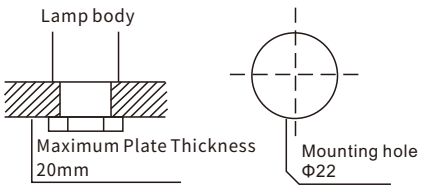

Mount Directly

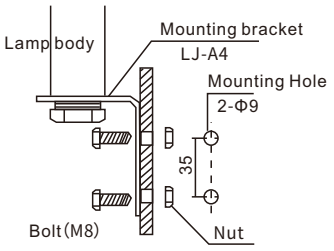

Mounting with Bracket

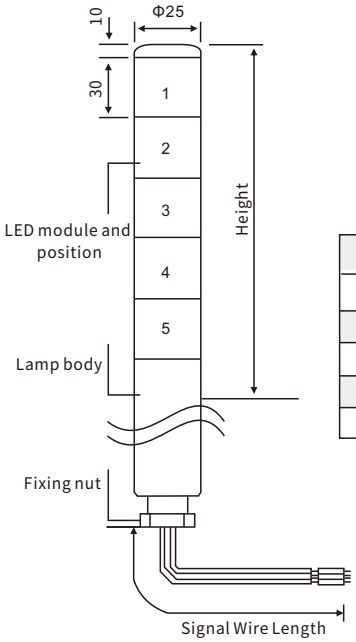

Height (mm)
First floor: 240
Second layer: 270
Third layer: 300
Fourth layer: 330
Fifth layer: 360

BALSEAL®

Signal Column **Warning Light**

BAL705 Combined Type



Features

- Protection grade with buzzer: IP65
- Flashing frequency: 60–90 times/min
- Rotating light frequency: 60–90 times/min
- LED modules can be freely combined and optionally added or removed.
- Lampshade: PC
- Lamp body: ABS
- Straight rod: AL

Model column name

Corresponding No. / Number — BAL705-□□□□□/□/□/□/□

Series Code 1 2 3 4 5 6 7 8 9

1-5 Color:	Green: G	Red: R	Blue: B	White: W	Yellow: Y
6 Light Source Mode	I: Steady On	F: Steady Flashing	S: Fast Flashing		
7 Sound Emission Mode	None: No sound	A: Continuous	B: Intermittent	M: Musical tone	
8 Lampshade Appearance	U: Smooth Lampshade	S: Grille Lampshade			
8 Voltage Specification	19: DC12V,	20: DC24V,	22: 90-250VAC		
9 Mounting Bracket	LD: 25C\25D\25E\70T\70P(The bracket is used without straight rod.)、25J\25K\22B(Select the straight rod length for the mounting bracket.)				

Applicable mounting bracket models: Standard Type \ 25C, 25D, 25E, 25J, 25K, 22B, 70P, 70T(Refer to the mounting bracket appendix for specific dimensions.)

Rated Parameters

Appearance	Voltage	Current (mA)	LED Color	Frequency	Weight	Dimension
 Smooth Lampshade	DC12V	90mA	Red Steady On		50g	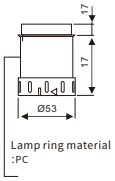 Lamp ring material :PC
	DC24V	60mA	Yellow Steady On			
	AC110V	20mA	Green Steady On			
	AC220V	20mA	Blue Steady On			
			White Steady On			
 Grille Lampshade	DC12V	100mA	Red Flashing	100次/min	55g	
	DC24V	70mA	Yellow Flashing			
	AC110V	25mA	Green Flashing			
	AC220V	25mA	Blue Flashing			
			White Flashing			
	DC12V	100mA	Red Rotating Flashing	100次/min	55g	
	DC24V	70mA	Yellow Rotating Flashing			
	AC110V	25mA	Green Rotating Flashing			
	AC220V	25mA	Blue Rotating Flashing			
			White Rotating Flashing			

Appearance	Voltage	Current (mA)	Frequency	Weight	Dimensions
 Smooth Lampshade	DC12V	25mA	85dB Continuous tone	60g	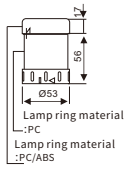 Lamp ring material :PC Lamp ring material :PC/ABS
	DC24V	25mA			
	AC110V	40mA			
	AC220V	40mA			
 Grille Lampshade	DC12V	25mA	85dB Intermittent tone	60g	
	DC24V	25mA			
	AC110V	40mA			
	AC220V	40mA			

Wiring Schematic Diagram

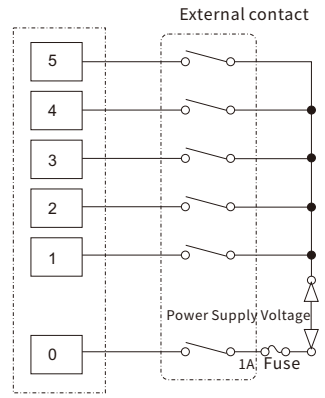

- DC power supply is non-polarized.
- Power cable / Signal cable: Terminal block type

Transistor (NPN/PNP)	
Current Capacity	Ic≥100mA
Withstand Voltage	VC≥35V
Leakage Current	<0.1mA

Voltage	Fuse
All voltages	1A

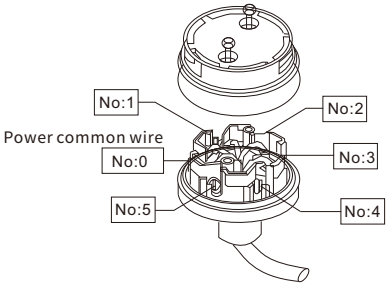

Wiring Schematic Diagram

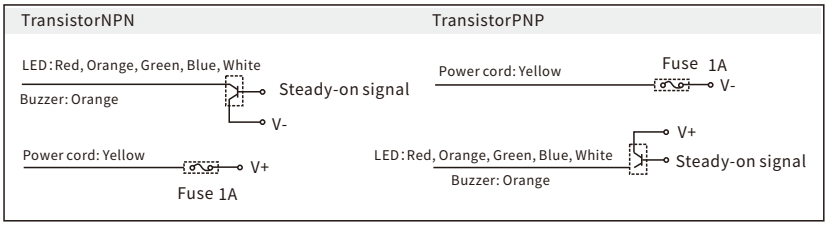

BALSEAL®

Signal Column **Warning Light**

BAL705 Combined Type

Terminal Block Wiring Schematic Diagram

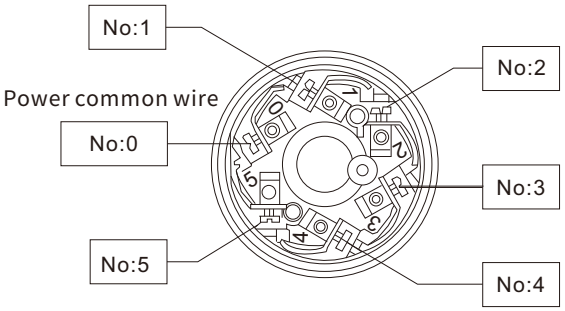

Part Name and Dimensions

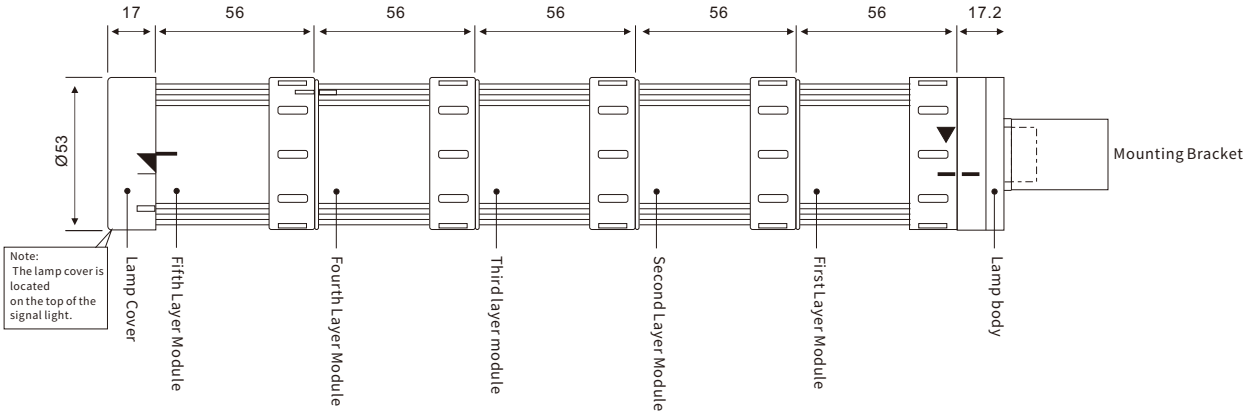

- The sound module can only be assembled at the top of the signal light.
- The signal light shall be installed vertically.

Appearance	Dimensions
Lamp cover	Material:PC/ABS
Terminal Block	Material:PA-66

Appearance	Dimensions
	10CM
	30CM
	Note: To be used with 25k or 25J.

Appearance	Dimensions
	10CM
	30CM
	Note: It can be installed directly or used with 22B.

Signal Column **Warning Light**

BAL705 Combined Type

Assembly Diagram of Product and Accessories

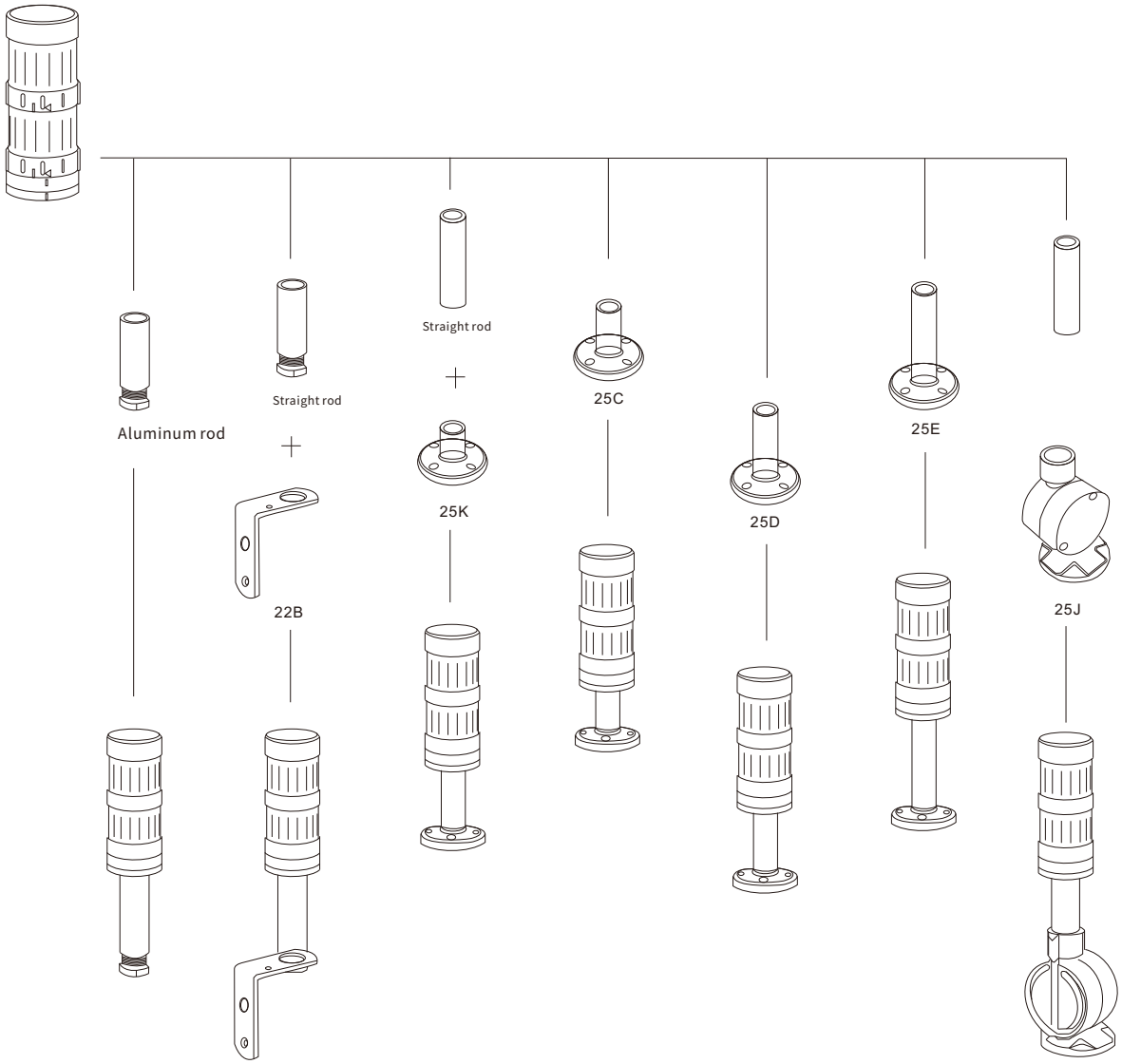

BALSEAL®

Signal Column **Warning Light**

BAL706 Combined Type



Features

- With buzzerProtection grade: IP65
- Flashing frequency: 60-90 times/min
- LED modules can be freely combined and adjusted in quantity.
- Lampshade: PC
- Lamp body: AB
- Sstraight pole: AL

Model column name

Corresponding No. / Number

BAL706-□□□□□/□/□/□/□

Series Code 1 2 3 4 5 6 7 8 9

1-5 Color:	Green: G	Red: R	Blue: B	White: W	Yellow: Y
6 Light Source Mode	I:Steady On	F:Steady Flashing	S:Fast Flashing		
7 Sound Emission Mode	None: No sound	A:Continuous	B:Intermittent	M:Musical tone	
8 Lampshade Appearance	U:Smooth Lampshade	S:Grille Lampshade			
8 Voltage Specification	19:DC12V,	20:DC24V,	22:90-250VAC		
9 Mounting Bracket	LD:22B,22C,22D,22J,22Z				

Applicable mounting bracket models: Standard type\22B, 22C, 22D, 22J, 22Z(Refer to the mounting bracket appendix for specific dimensions)

Rated Parameters

Appearance	Voltage	Current (mA)	LED Color	Frequency	Weight	Dimension
 Smooth Lampshade	DC24V	40mA	Red Steady On Yellow Steady On Green Steady On Blue Steady On White Steady On	100次/min	60g	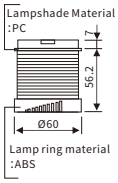
	AC110V	20mA				
	AC220V	20mA				
 Grille Lampshade	DC24V	70mA	Red Flashing Yellow Flashing Green Flashing Blue Flashing White Flashing		60g	
	AC110V	25mA				
	AC220V	25mA				

Appearance	Voltage	Current (mA)	Frequency	Function	Weight	Dimensions
 Grille lampshade	DC24V	No buzzer	100times/min	85dB	90g	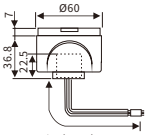
		Continuous tone			100g	
		Intermittent tone			100g	
	AC110V	No buzzer	100times/min	40dB	90g	
		Continuous tone			100g	
		Intermittent tone			100g	
	AC220V	No buzzer	100times/min	40dB	90g	
		Continuous tone			100g	
		Intermittent tone			100g	

Wiring Schematic Diagram

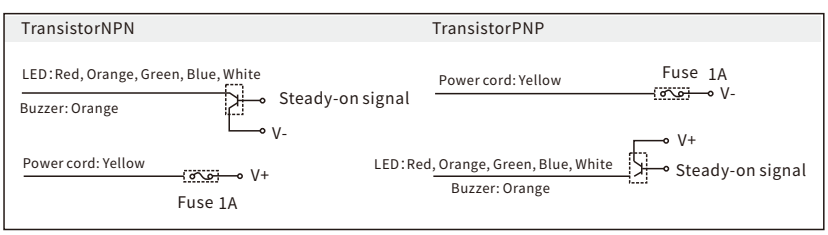

Wiring Schematic Diagram

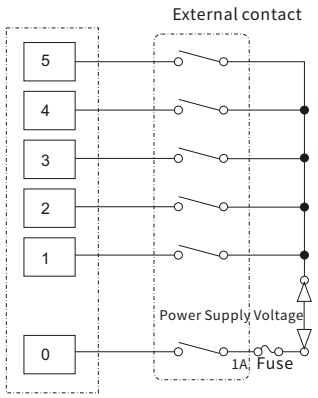

- DC power supply is non-polarized.
- Power cable / Signal cable: Terminal block type

Transistor (NPN/PNP)	
Current Capacity	Ic≥100mA
Withstand Voltage	VC≥35V
Leakage Current	<0.1mA

Voltage	Fuse
All voltages	1A

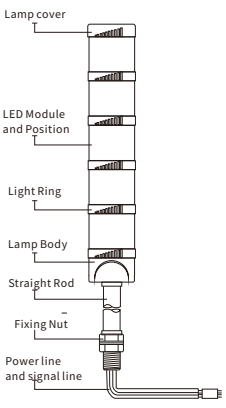

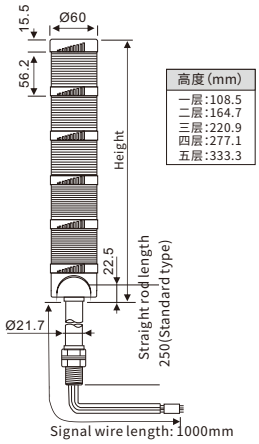

高度 (mm)
一层:108.5
二层:164.7
三层:220.9
四层:277.1
五层:333.3

BALSEAL®

Signal Column **Warning Light**

BAL706 Combined Type

Component Name and Dimensions

Appearance	Dimensions
Lamp cover	15.5, Ø60, Material:ABS

Appearance	Dimensions
	10CM
	30CM
	Ø25, Length
	Note: To be used with 25k or 25J.

Appearance	Dimensions
	10CM
	30CM
	Ø25, Length, M22X1.5 Internal Thread, Fixing Screw
	Note: Can be installed directly, or used with model 22B.

Assembly Diagram of Product and Accessories

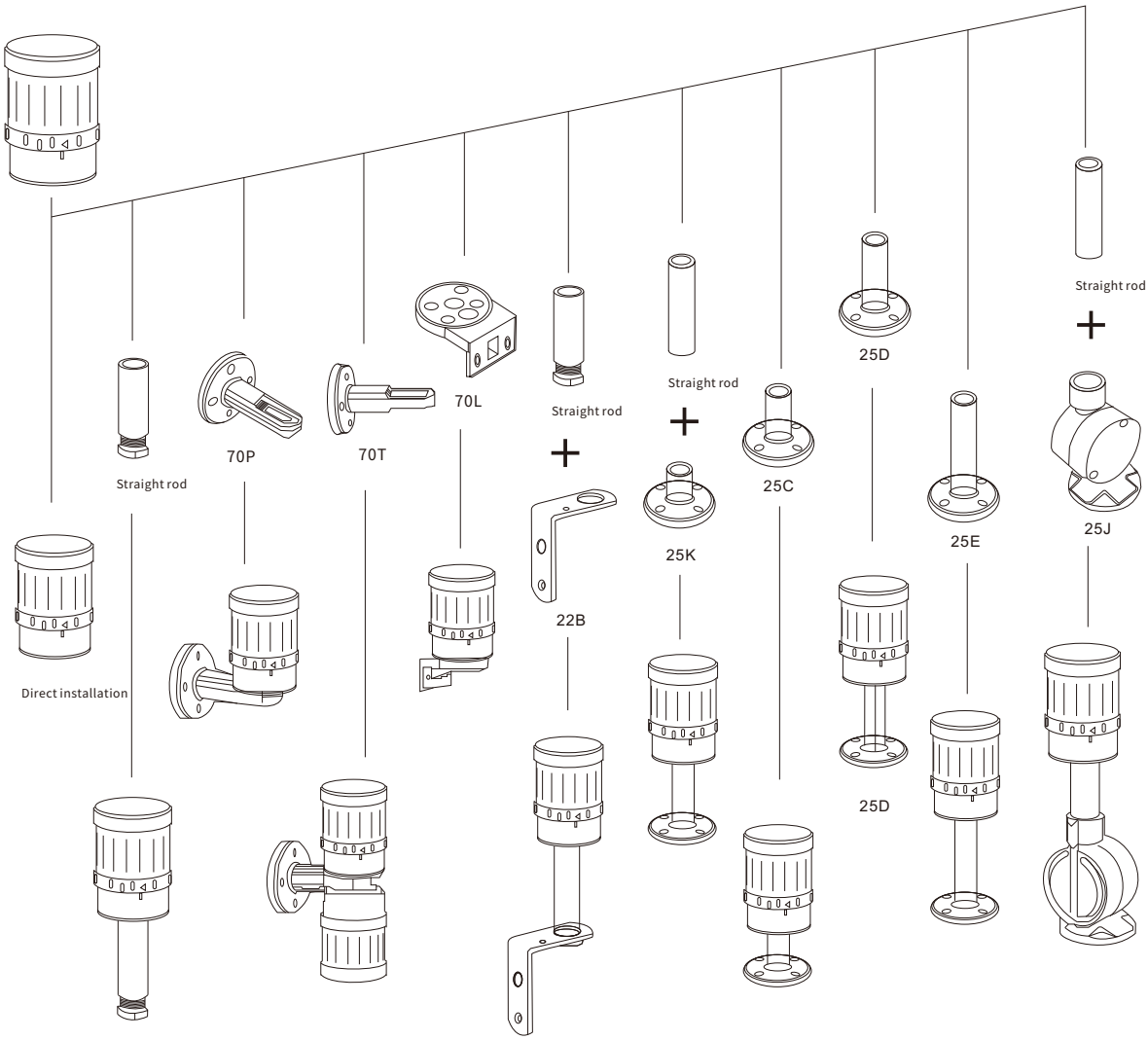

BALSEAL®

Signal Column **Warning Light**

BAL708 Combined Type



Characteristics

- With buzzerProtection grade: Ip65
- Flashing frequency: 60–90 times/min
- LED modules can be freely combined and adjusted in quantity.
- Lampshade: PC
- Lamp body: ABS
- Straight pole: AL

Model column name

Corresponding No. / Number	BAL708-	□	□	□	□	□	/ □	/ □	/ □	/ □
Series Code		1	2	3	4	5	6	7	8	9

1-5 Color:	Green: G	Red: R	Blue: B	White: W Yellow: Y
6 Light Source Mode	I:Steady On	F:Steady Flashing	S:Fast Flashing	
7 Sound Emission Mode	None: No sound	A:Continuous	B:Intermittent	M:Musical tone P:High-pitch horn
8 Lampshade Appearance	U:Smooth Lampshade	S:Grille Lampshade		
8 Voltage Specification	19:DC12V,	20:DC24V,	22:90-250VAC	
9 Mounting Bracket	LD:22B,22C,22D,22J,22Z			

Applicable mounting bracket models: Standard Type \ 22B, 22C, 22D, 22J, 22Z(Refer to the mounting bracket appendix for specific dimensions)

Rated Parameters

Appearance	Voltage	Current (mA)	LED Color	Frequency	Weight	Dimension
 Smooth Lampshade	DC12V	10mA	Red Steady On		60g	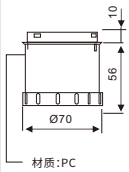 材质:PC
	DC24V	40mA	Yellow Steady On			
	AC110V	20mA	Green Steady On			
	AC220V	20mA	Blue Steady On			
			White Steady On			
	DC12V	130mA	Red Flashing	100次/min	65g	
	DC24V	50mA	Yellow Flashing			
	AC110V	25mA	Green Flashing			
 Grille Lampshade	AC220V	25mA	Blue Flashing			
			White Flashing			
	DC12V	130mA	Red Rotating Flashing	100次/min	65g	
	DC24V	50mA	Yellow Rotating Flashing			
	AC110V	25mA	Green Rotating Flashing			
	AC220V	25mA	Blue Rotating Flashing			
			White Rotating Flashing			

Appearance	Voltage	Current (mA)	Function	Weight	Dimensions
 Smooth Lampshade	DC12V	25mA	105dB Continuous tone	80g	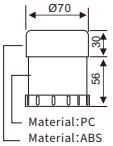 Material:PC Material:ABS
	DC24V	25mA			
	AC110V	40mA			
	AC220V	40mA			
 Grille Lampshade	DC12V	25mA	105dB Intermittent tone	80g	
	DC24V	25mA			
	AC110V	40mA			
	AC220V	40mA			
	DC12V	120mA	105dB Music tone alarmTotal 20 kinds of tonesOptional any one	80g	
	DC24V	120mA			
	AC110V	150mA			
	AC220V	150mA			
 High-pitch Type	DC12V	25mA	105dB Intermittent Tone	80g	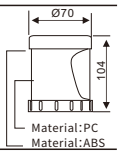 Material:PC Material:ABS
	DC24V	25mA			
	AC110V	40mA			
	AC220V	40mA			

Wiring Schematic Diagram

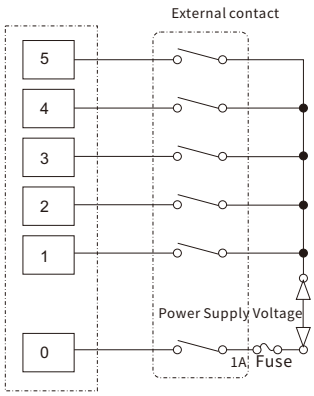

- DC power supply is non-polarized.
- Power cable / Signal cable: Terminal block type

Transistor (NPN/PNP)	
Current Capacity	Ic≥100mA
Withstand Voltage	VC≥35V
Leakage Current	<0.1mA

Voltage	Fuse
All voltages	1A

Power common line

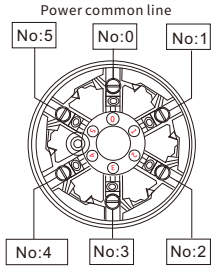

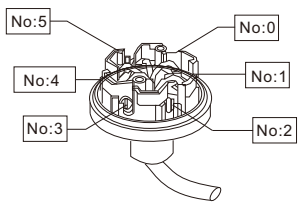

BALSEAL®

Signal Column **Warning Light**

BAL708 Combined Type

Wiring Schematic Diagram

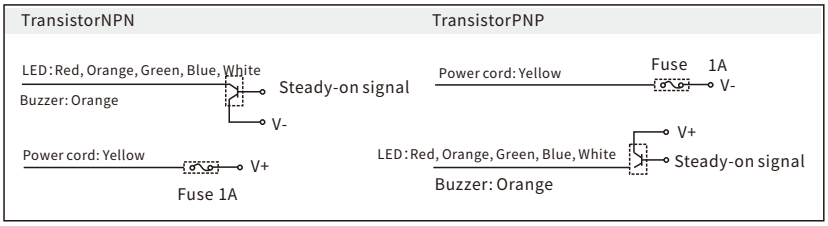

Part Name and Dimensions

Appearance	Dimensions
 Lamp Cover	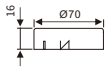 Material: PC/ABS
 Terminal Block	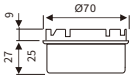 Material: PA-66

Appearance	Dimensions
	10CM
	30CM
	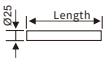 Note: To be used with 25k or 25J.

Appearance	Dimensions
	10CM
	30CM
	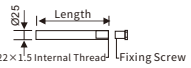 Note: It can be installed directly or used with 22B.

Assembly Diagram of Product and Accessories

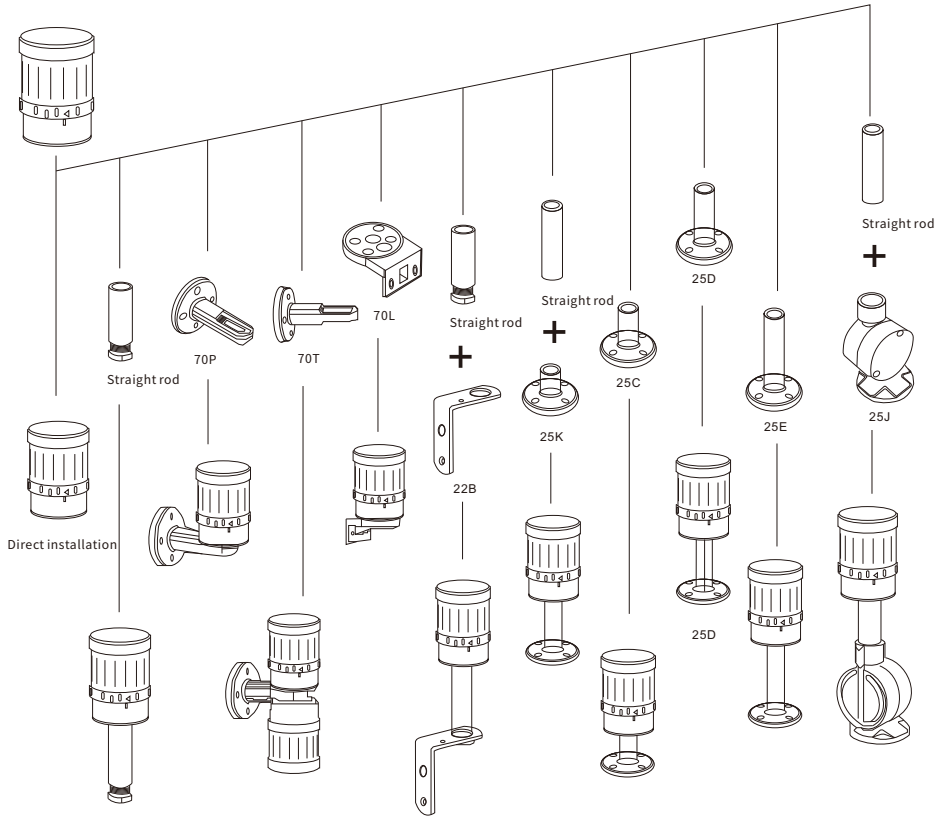

Signal Column **Warning Light**

Accessories for BAL705/706/708 Series

Mounting Bracket

- Suitable for BAL705, 706, 708 series warning lights.

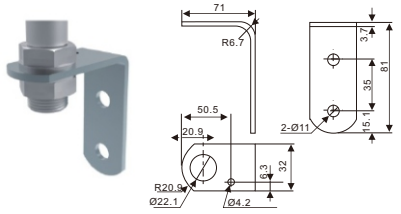

LD-22B

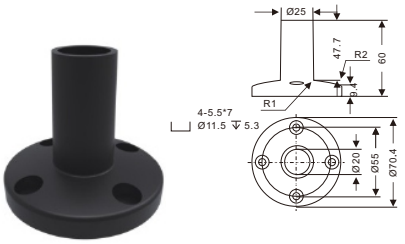

LD-25C

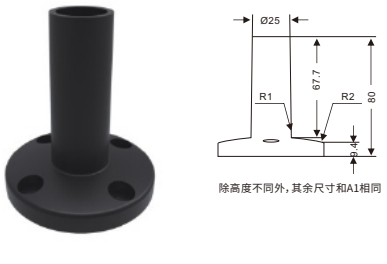

LD-25D

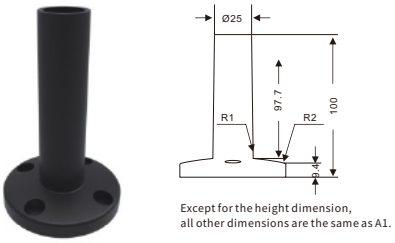

LD-25E

Applicable: M4, M5, D5 Series

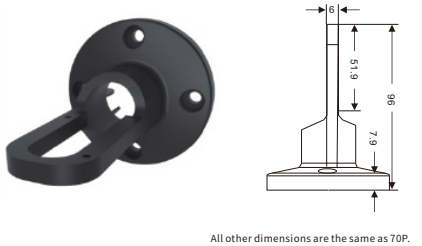

All other dimensions are the same as 70P.

LC-70T

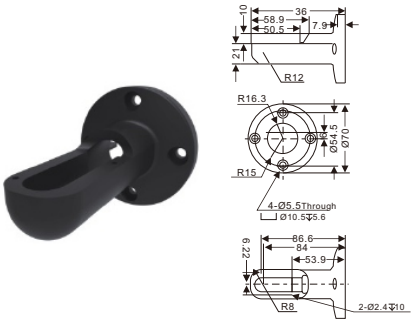

LD-70P

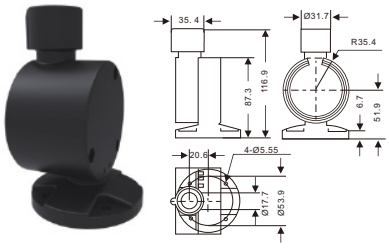

LD-25J

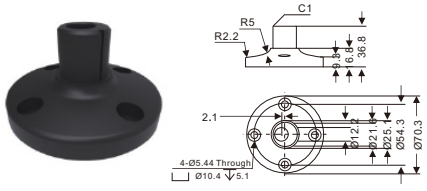

LC-25K