BALSEAL® Electric

Signal Column **Warning Light**

BAL705 Combined Type



Features

- Protection grade with buzzer: IP65
- Flashing frequency: 60–90 times/min
- Rotating light frequency: 60–90 times/min
- LED modules can be freely combined and optionally added or removed.
- Lampshade: PC
- Lamp body: ABS
- Straight rod: AL

Model column name

Corresponding No. / Number — BAL705-□□□□□/□/□/□/□

Series Code 1 2 3 4 5 6 7 8 9

1-5	Color:	Green: G	Red: R	Blue: B	White: W / Yellow: Y
6	Light Source Mode	I: Steady On	F: Steady Flashing	S: Fast Flashing	
7	Sound Emission Mode	None: No sound	A: Continuous	B: Intermittent	M: Musical tone
8	Lampshade Appearance	U: Smooth Lampshade	S: Grille Lampshade		
8	Voltage Specification	19: DC12V,	20: DC24V,	22: 90-250VAC	
9	Mounting Bracket	LD: 25C\25D\25E\70T\70P (The bracket is used without straight rod.)、25J\25K\22B (Select the straight rod length for the mounting bracket.)			

Applicable mounting bracket models: Standard Type \ 25C, 25D, 25E, 25J, 25K, 22B, 70P, 70T (Refer to the mounting bracket appendix for specific dimensions.)

Rated Parameters

Appearance	Voltage	Current (mA)	LED Color	Frequency	Weight	Dimension
 Smooth Lampshade	DC12V	90mA	Red Steady On		50g	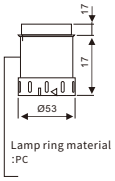 Lamp ring material :PC
	DC24V	60mA	Yellow Steady On			
	AC110V	20mA	Green Steady On			
	AC220V	20mA	Blue Steady On			
			White Steady On			
 Grille Lampshade	DC12V	100mA	Red Flashing	100次/min	55g	
	DC24V	70mA	Yellow Flashing			
	AC110V	25mA	Green Flashing			
	AC220V	25mA	Blue Flashing			
			White Flashing			
	DC12V	100mA	Red Rotating Flashing	100次/min	55g	
	DC24V	70mA	Yellow Rotating Flashing			
	AC110V	25mA	Green Rotating Flashing			
	AC220V	25mA	Blue Rotating Flashing			
			White Rotating Flashing			

Appearance	Voltage	Current (mA)	Frequency	Weight	Dimensions
 Smooth Lampshade	DC12V	25mA	85dB Continuous tone	60g	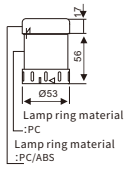 Lamp ring material :PC Lamp ring material :PC/ABS
	DC24V	25mA			
	AC110V	40mA			
	AC220V	40mA			
 Grille Lampshade	DC12V	25mA	85dB Intermittent tone	60g	
	DC24V	25mA			
	AC110V	40mA			
	AC220V	40mA			

Wiring Schematic Diagram

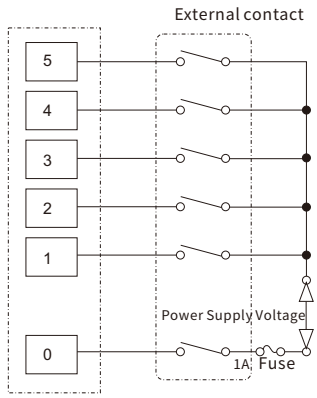

- DC power supply is non-polarized.
- Power cable / Signal cable: Terminal block type

Transistor (NPN/PNP)	
Current Capacity	Ic≥100mA
Withstand Voltage	VC≥35V
Leakage Current	<0.1mA

Voltage	Fuse
All voltages	1A

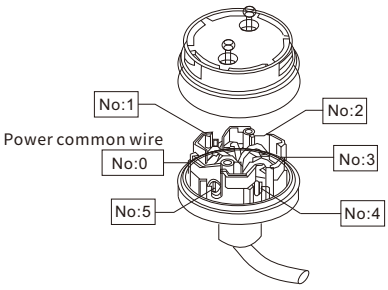

Wiring Schematic Diagram

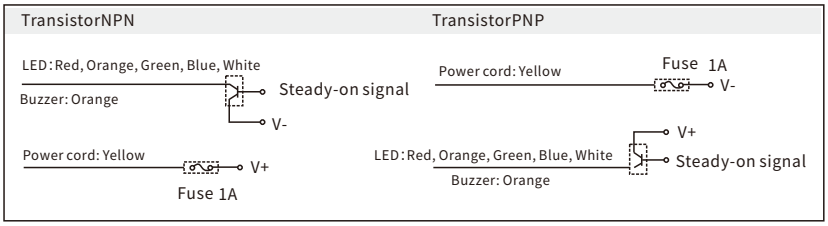

Signal Column **Warning Light**

BAL705 Combined Type

Terminal Block Wiring Schematic Diagram

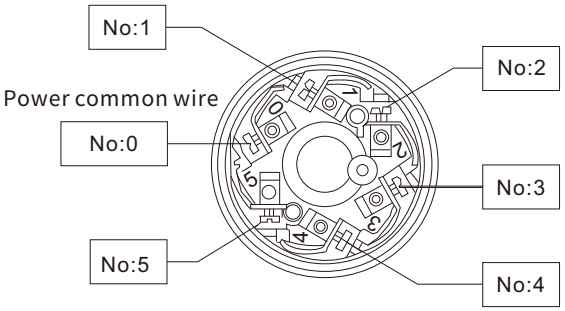

Part Name and Dimensions

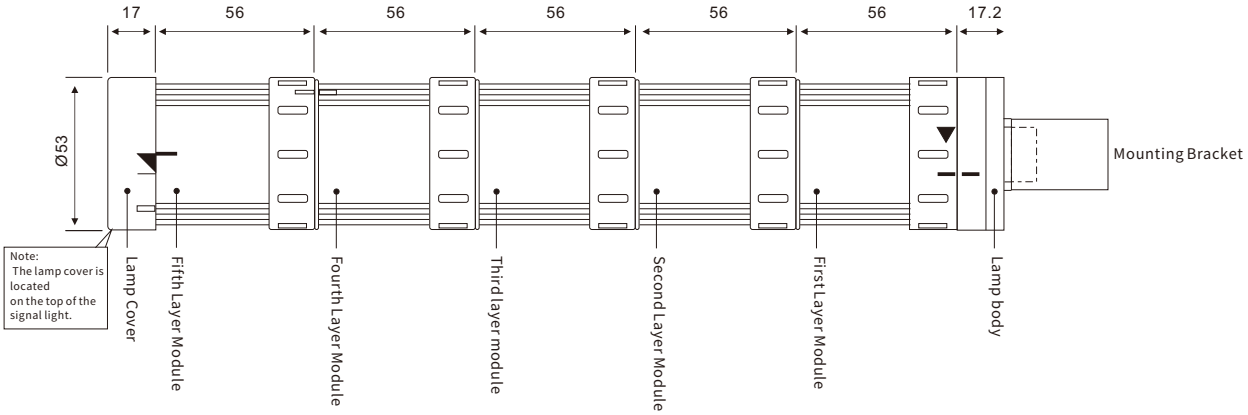

- The sound module can only be assembled at the top of the signal light.
- The signal light shall be installed vertically.

Appearance	Dimensions
Lamp cover	Material:PC/ABS
Terminal Block	Material:PA-66

Appearance	Dimensions
	10CM
	30CM
	Note: To be used with 25k or 25J.

Appearance	Dimensions
	10CM
	30CM
	Note: It can be installed directly or used with 22B.

Signal Column **Warning Light**

BAL705 Combined Type

Assembly Diagram of Product and Accessories

