BALSEAL

BRM Series of standard intermediate relays

Interface Relay-pluggable

Features

Gold-plated all contacts ensure reliability
-High-capacity contacts
-2C/O contact 7A 4C/O contact 5A
-A full range of coil specifications to meet industrial applications
-DC: 6V, 12V, 24V, 48V, 110V, etc.
-AC: 24V, 110V, 230V, etc.
-Mechanical indicator window, function test lever (optional)
-The red and green LED indicator lights are clearly distinguishable.



Application scope:

It is suitable for signal expansion, amplification, isolation, and conversion in various systems of industrial machinery and process control.

Technical Data

Contact resistance	100mΩ 以下 (DC6V 1A)
Operating voltage	Below 80% (at normal temperature)
Release voltage	Above 10% (at room temperature)
action time	Less than 25ms
release time	Less than 25ms (without diode)
Medium pressure resistance	1000VAC between contacts (1 min) 5000VAC (1 min) between coil and contacts
Surge voltage withstand	8000VAC (1.2/50μs)
Insulation resistance	1000MΩ (500VDC)
Vibration resistance	Malfunction 10-55Hz (dual amplitude 1.5mm) Durability 10-55Hz (1.5mm dual amplitude)
Impact resistance	Malfunction 98m/s2 Durability 980m/s 2
Electrical durability	100,000 times
Mechanical durability	10,000,000 times
Use ambient temperature	-40~80°C (operating); -40~85°C (storage)
Use ambient humidity	5-80% RH

Contact characteristics

Contact composition	2 form C	4 form C
Contact material	Ag alloy	Ag alloy
Contact load	7A 250VAC/(1C)	5A 250VAC/(4C)
Maximum switching current	7A	5A
Maximum switching power	1750VA/350W	1250VA/350W
Minimum applicable load	DC5V, 5mA	DC5V, 5mA

Coil characteristics

(V/DC)

Rated voltage (V/DC)	Coil resistance (Ω)	Operating voltage （V）	Release voltage （V）	Maximum permissible voltage （V）	Power consumption （W ）
12DC	180	Rated voltage ≤75%	Rated voltage ≤10%	Rated voltage 110%	0.9~1.1
24DC	650				
48DC	2600				
110DC	13000				

(V/AC)

Rated voltage (V/AC)	Coil resistance （Ω）	Operating voltage （V）	Release voltage （V）	Maximum permissible voltage （V）	Power consumption （VA ）
12AC	45	Rated voltage ≤80%	Rated voltage ≤30%	Rated voltage 110%	1.1~1.8
24AC	180				
110/120AC	4500				
230AC	17000				
240AC	18790				

Note:
1. The coil resistance value refers to the value when the coil temperature is +23°C. The tolerance is ±15% for AC coil resistance, and ±10% for DC coil resistance: ±15% for rated voltage < DC100V, and ±15% for rated voltage ≥ DC110V.
2. The maximum permissible voltage refers to the maximum voltage value that the relay coil can withstand for a short period of time.

Relay Select Code

- You need to choose based on the usage.
- Product model code

BRM	2	D	024	L	T
Series code	**Number of contacts** 2 :2C/O 4 :4C/O	**Control type** D:直流/VDC A:交流/VAC	**control voltage** 012: 12VDC 024: 24VDC 230: 230VAV	Function definition L:LED	special request T:test button

BALSEAL

BRM Series of standard intermediate relays

Performance curve

2 Form C

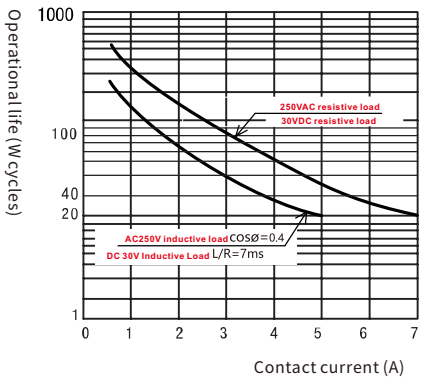

4 Form C

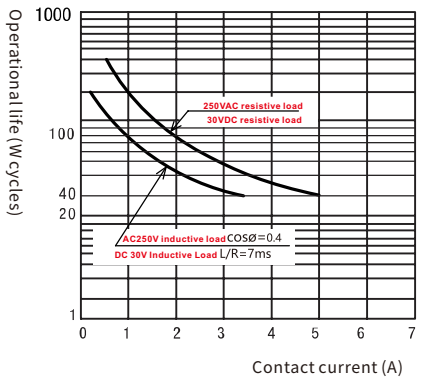

2 Form C

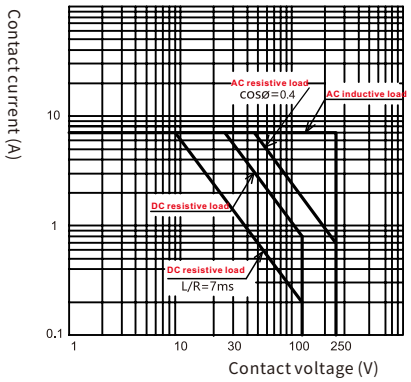

4 Form C

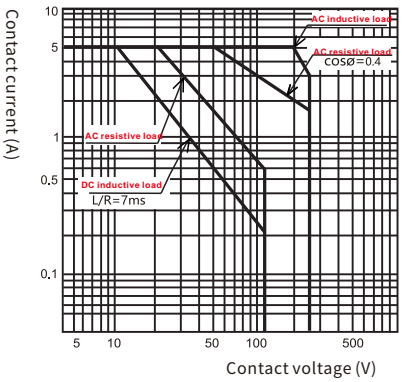

Dimensions

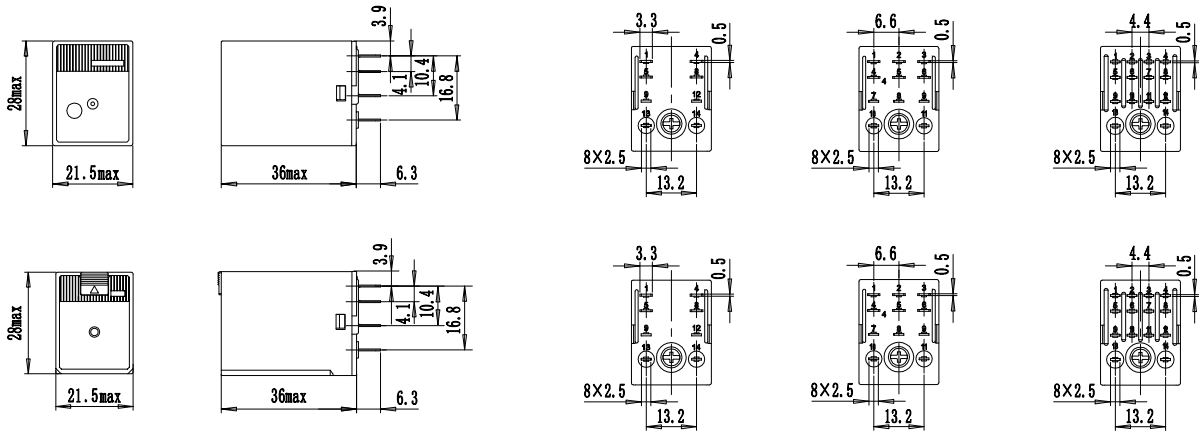

2 Form C

2/3/4 Form C

BALSEAL

BRM Series of standard intermediate relays

Dimensions

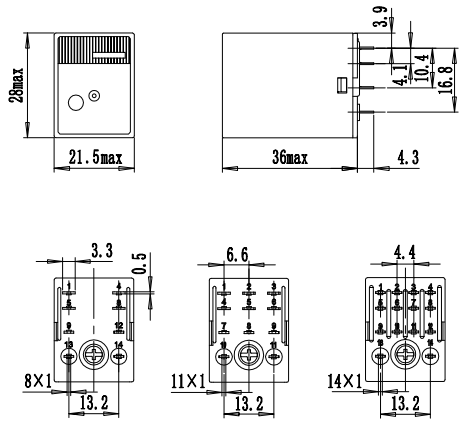

Mounting hole dimensions (unit: mm)

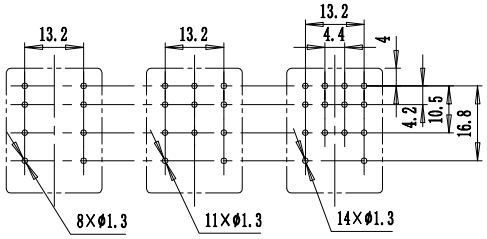

Note:
1. Unspecified dimensional tolerances: <1mm: +0.2mm, <1~5mm: +0.3mm, >5mm: 0.4mm.
2. Unspecified mounting hole dimensional tolerance: +0.1mm.

Wiring Diagram

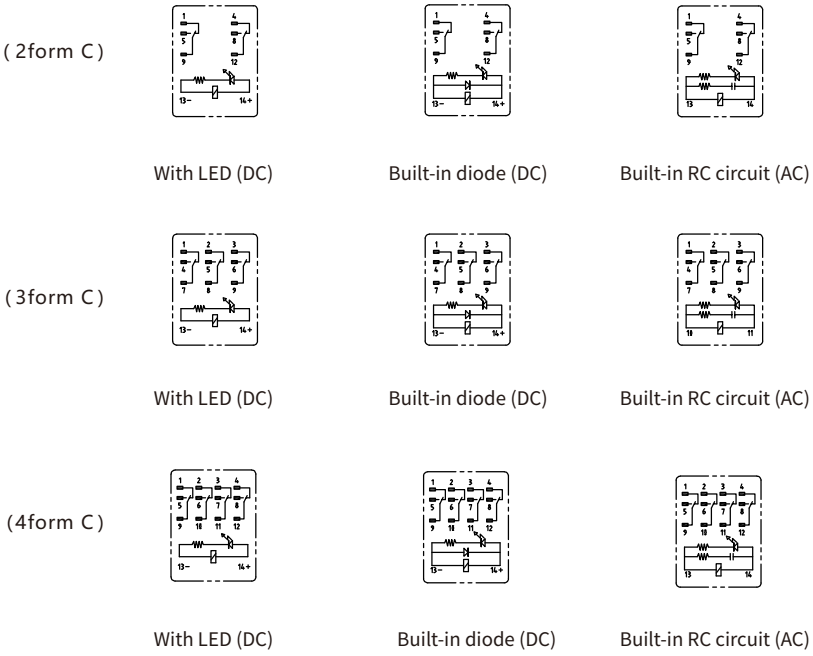

Note:
1. For DC specification products, please pay attention to the coil polarity and connect the wires correctly after confirming the coil polarity.
2. Unspecified dimensional tolerances: <1mm is +0.2mm, <1~5mm is +0.3mm, >5mm is 0.4mm.
3. Unspecified mounting hole size tolerance: +0.1mm.

Relay socket



SRY-2-E/SRY-4-E



SRY-2-S/SRY-4-S

SRY-*-E Relay socket

Specified load	Current	10A (SRY2E)	7A (SRY4E)
	Voltage	300V	300V
Medium pressure	2000V/S coil/contact		
Wire strip Length	—		
Wire cross section	20-14/0.5-2.5AWGmm^2		
Screw torque	1.0Nm		
Ambient temperature range	-40℃~+85℃		

SRY-*-S Relay socket

Specified load	Current	12A (SRJ1S)	10A (SRJ2S)
	Voltage	300V	300V
Medium pressure	4000V/S coil/contact 2500V/S between contacts		
Wire strip Length	—		
Wire cross section	20-14/0.5-2.5AWGmm^2		
Screw torque	1.0Nm		
Ambient temperature range	-25℃~+85℃		

Dimensions

Dimensions

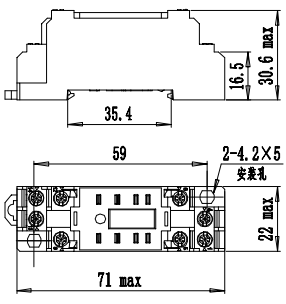

(SRY2E)

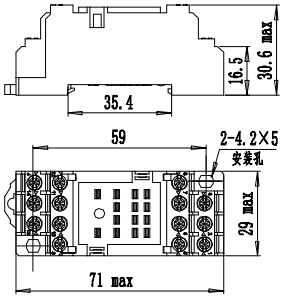

(SRY4E)

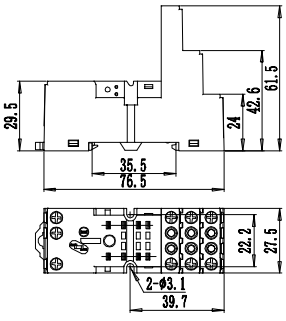

(SRY2S

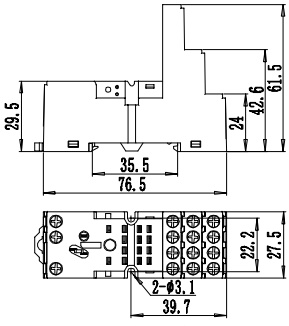

(SRY4S)

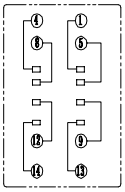

(SRY2E)

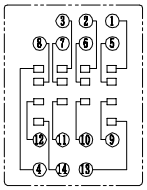

(SRY4E)

Wiring Diagram

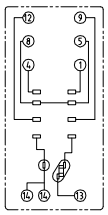

(SRY2S)

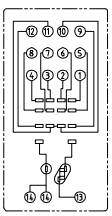

(SRY4S)

Wiring Diagram

Relay socket







SRY-2-P/SRY-4-P
Direct-plug relay socket

SRY-2-W/SRY-4-W
PCB soldering socket

SRY-*-P Relay socket

Specified load	Current	12A (SRY2P)	8A (SRY4P)	
	Voltage	300V	300V	
Medium pressure	4000V/S 4000V/S Coil/Contact 2500V/S between contacts			
Wire strip Length	8mm			
Wire cross section	Wire size /mm²	0.5mm²	AWG	21
	Wire size /mm²	2x1.5/1x2.5		2x16/1x14
Ambient temperature range	-40℃~+85℃			

SRY-*-W Relay socket

Specified load	Current	10A (SRY2W)	10A (SRY4)
	Voltage	300VAC	300VAC
Medium pressure	2000V/S Between comtacts		
Weight	6g		7.3g
Ambient temperature range	-40℃~+65℃		

Dimensions

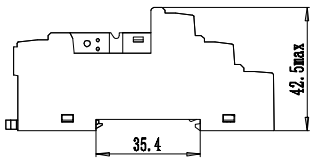

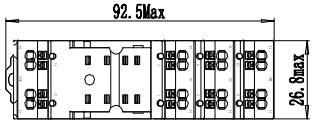

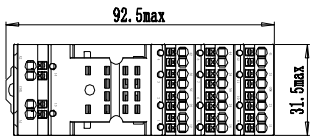

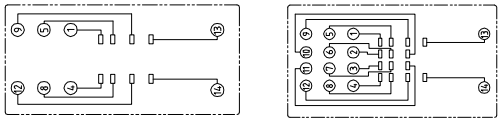

(SRY2P) (SRY4P)

Wiring Diagram

Dimensions

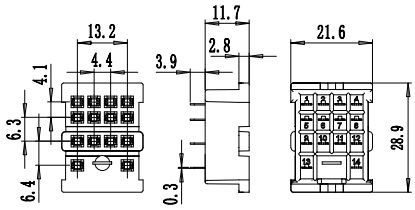

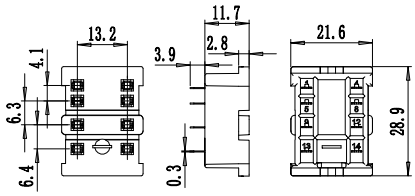

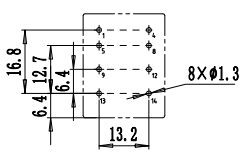

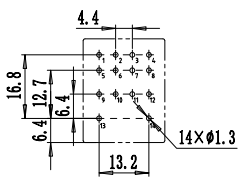

(SRY2W) (SRY4W)

Wiring Diagram